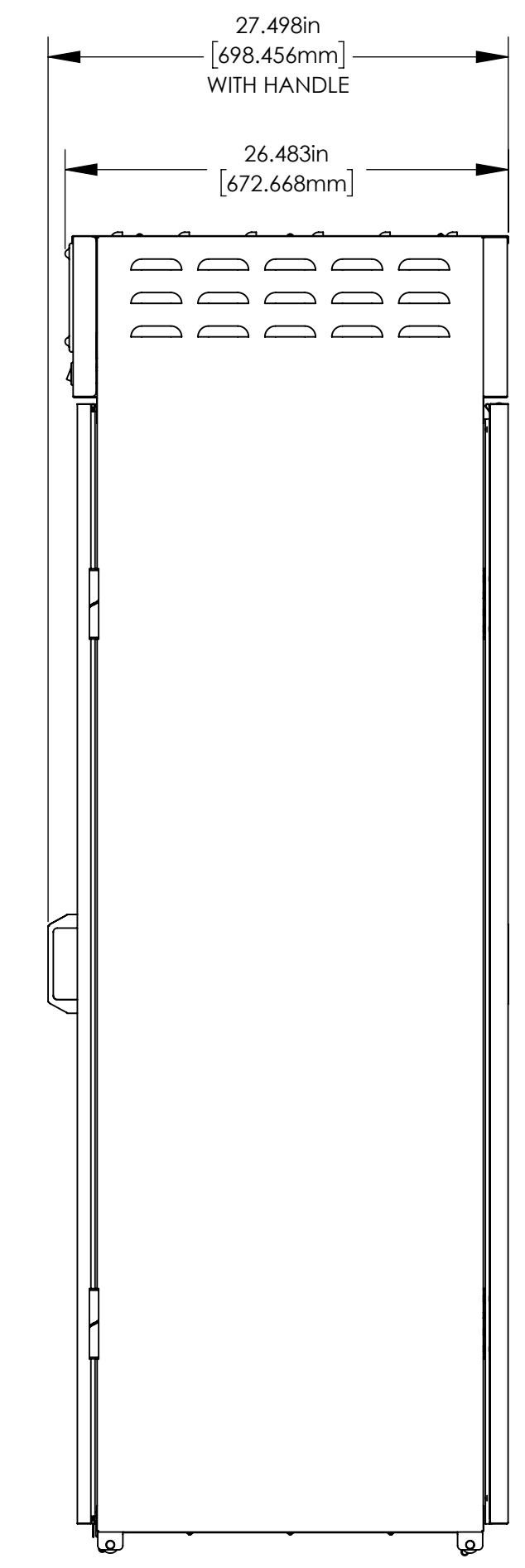
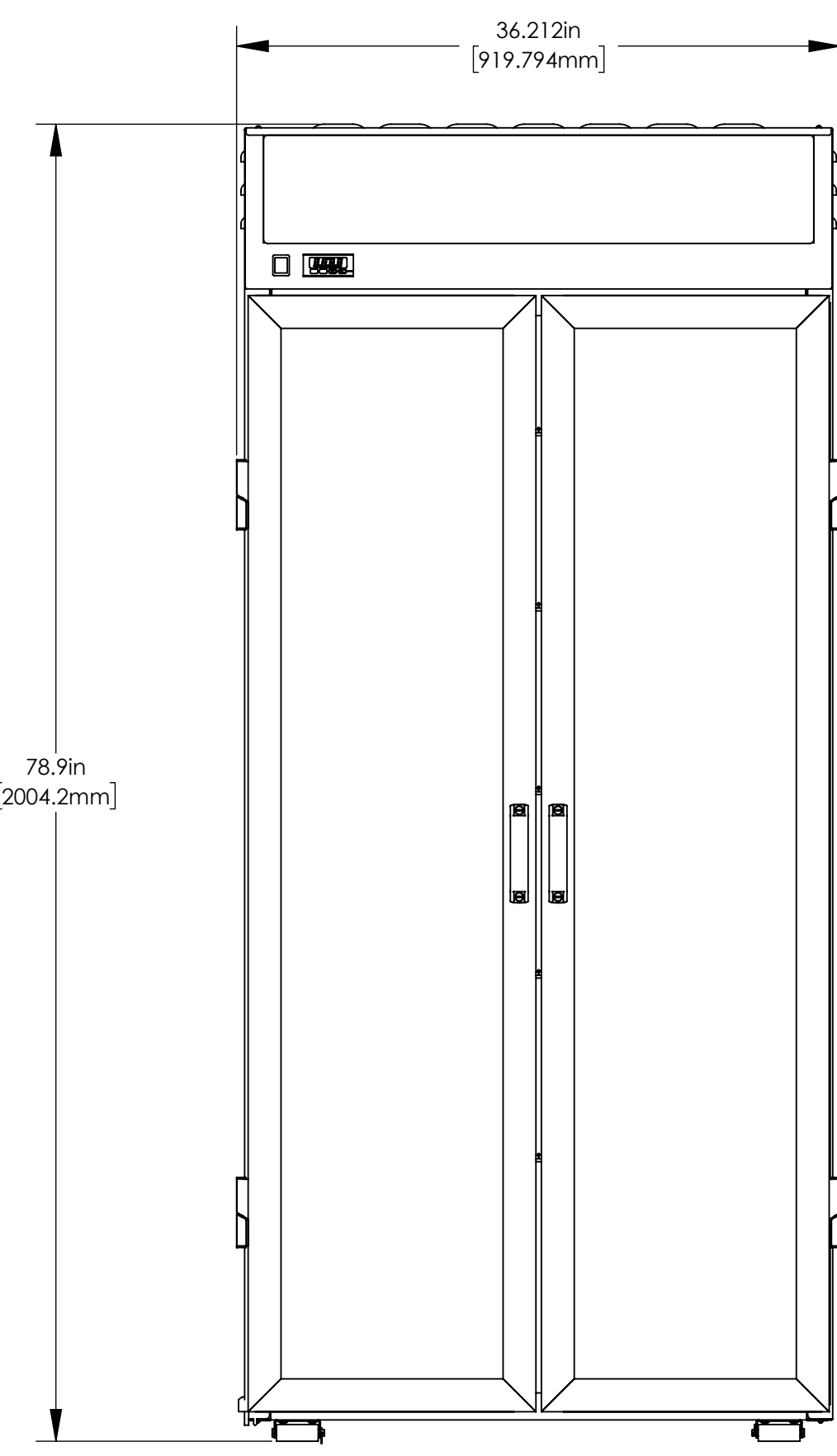
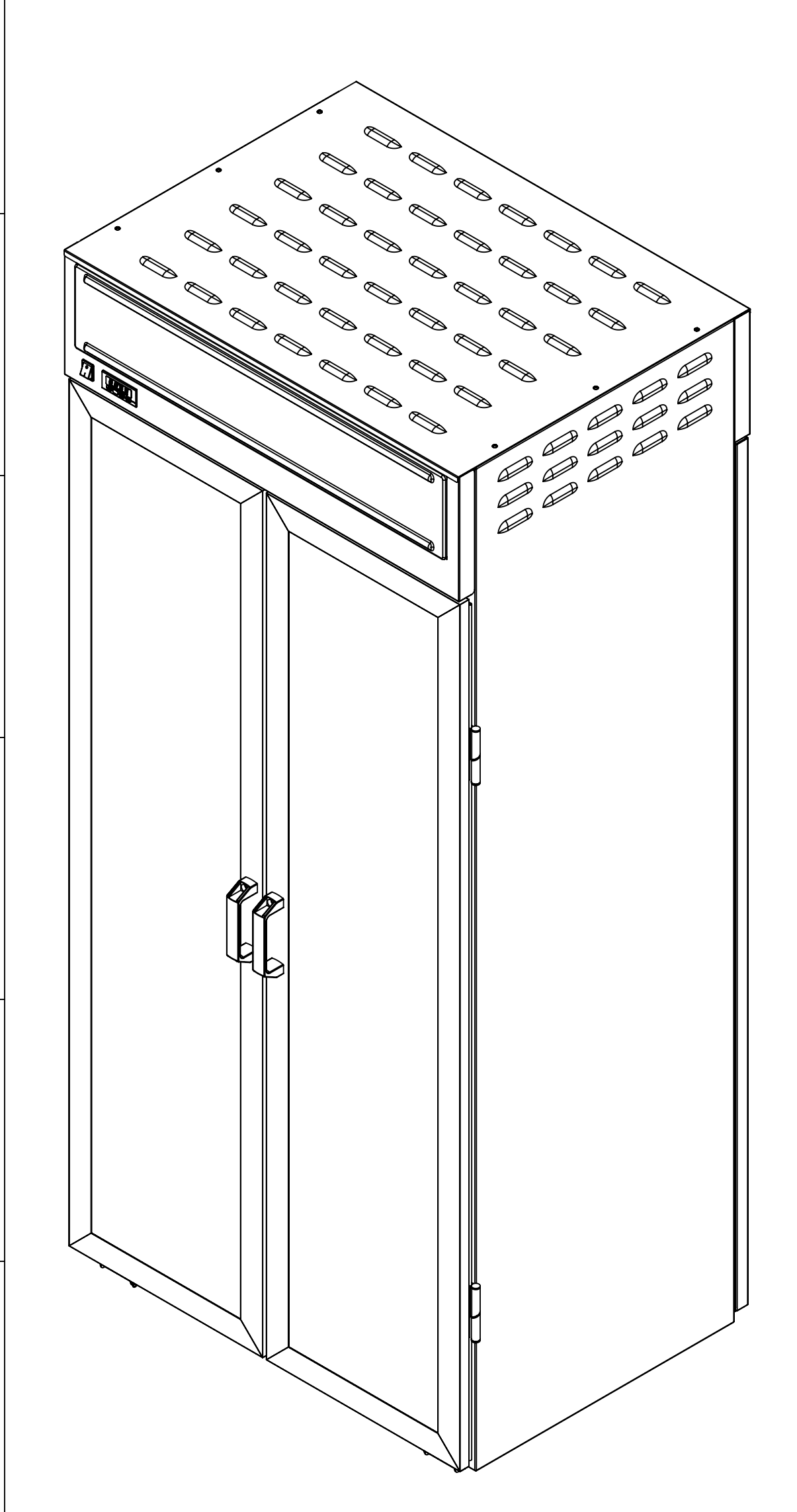


BILL OF MATERIALS			
ITEM #	Default/ QTY.	P/N	DESCRIPTION
1	8	5742	1/4", SAE FLAT WASHER, 18-8 S.S.
2	30	7683	#10, SAE FLAT WASHER, 18-8 S.S.
3	4	2123	BUSHING, HEYCO #2030, 1/4"
4	4	21651	LED STRIP, 60"LG, W/LEADS & POWER SUPPLY
5	8	7760	1/4-20 X 3/4"LG FULLY THD, PHIL TRUSS HEAD MACHINE SCREW, 18-8 S.S.
6	4	7773	#8-32 X 5/8"LG FULLY THD, SLOT TRUSS HEAD MACHINE SCREW, 18-8 S.S.
7	16	7268	#10-32 X 1/2"LG FULLY THD, PHIL TRUSS HEAD MACHINE SCREW, 18-8 S.S.
8	2	7642	#8-32 X 3/8"LG FULLY THD, PHIL TRUSS HEAD MACHINE SCREW, 18-8 S.S.
9	2	21539	STIFFENER, BOTTOM, GRAB-N-GO
10	5	2181	CABLE TIE
11	16	12848	#8 X 3/8"LG, PHIL PAN HEAD TYPE "AB" SMS, STEEL ZINC
12	5	21534	WIRE RACK, GRAB-N-GO WARMER
13	1	21524	CABINET, ASSEMBLY, GRAB-N-GO
14	1	21532	PANEL, TOP, EXTERIOR, GRAB-N-GO
15	20	1968-1	CLIP, PILASTER SHELF, #305
16	1	21650-RH	COVER, INSULATION, RIGHT, BOTTOM, GBG
17	1	21650-LH	COVER, INSULATION, LEFT, BOTTOM, GBG
18	1	21649-RH	COVER, INSULATION, TOP, RIGHT, GBG
19	1	21649-LH	COVER, INSULATION, TOP, LEFT, GBG
20	2	21523	HEATER BOX ASSEMBLY, GRAB-N-GO
21	8	14646	#8-32, KEPS NUT, STEEL NICKEL
22	48	7867	#10-32 X 7/8"LG, SLOT FLAT HEAD MACHINE SCREW, 18-8 S.S.

BILL OF MATERIALS			
ITEM #	Default/ QTY.	P/N	DESCRIPTION
23	8	10514	RIVET, PUSH-IN, HOLE DIA 1/4"
24	1	21519	REAR DOOR, GRAB-N-GO
25	4	21533-RH	HINGE, SELF CLOSING, 4"x2", 40 KG, RIGHT
26	2	21536	DOOR, ASSEMBLY, GRAB-N-GO
27	2	21533-LH	HINGE, SELF CLOSING, 4"x2", 40 KG, LEFT
28	8	16929	#10-32 X 1"LG, PHIL TRUSS HEAD MACHINE SCREW, 18-8 S.S.
29	1	10487	SIGN, "POPCORN", RED & YELLOW, UPDATED LOGO
30	1	21525	LIGHT BOX, GRAB-N-GO WARMER
31	1	21531	BOX, BLANK, GRAB-N-GO
32	1	14585-E	TEMPERATURE CONTROLLER, DIGITAL, 230V
33	1	5130	SWITCH, LIGHTED, 230V
34	1	18410-ASSY	LED STRIP 33.4" WITH LEADS
35	4	21535	BRACKET, CASTER, GRAB-N-GO
36	4	20153	WHEEL, ROUND, CSW-ELV
37	4	20155	PIN, CLEVIS W/ COTTER PIN, ZINC PLATED
38	2	12103	1/2" CONDUIT CONNECTORS
39	3	16129	#54, 5/32" RIVET, DOME HEAD, 0.188-0.250 GR, SS/SS
40	1	1788	CORD, 10AMP, 16-3, NEMA 5-15P
41	1	21538	CONDUIT, POWER CORD, EMT, GRAB-N-GO
42	1	21647	JUNCTION BOX, GBG WARMER
43	1	21648	COVER, JUNCTION BOX, GRAB-N-GO
44	1	2260	CONNECTOR, TWO SCREW, 1/2"

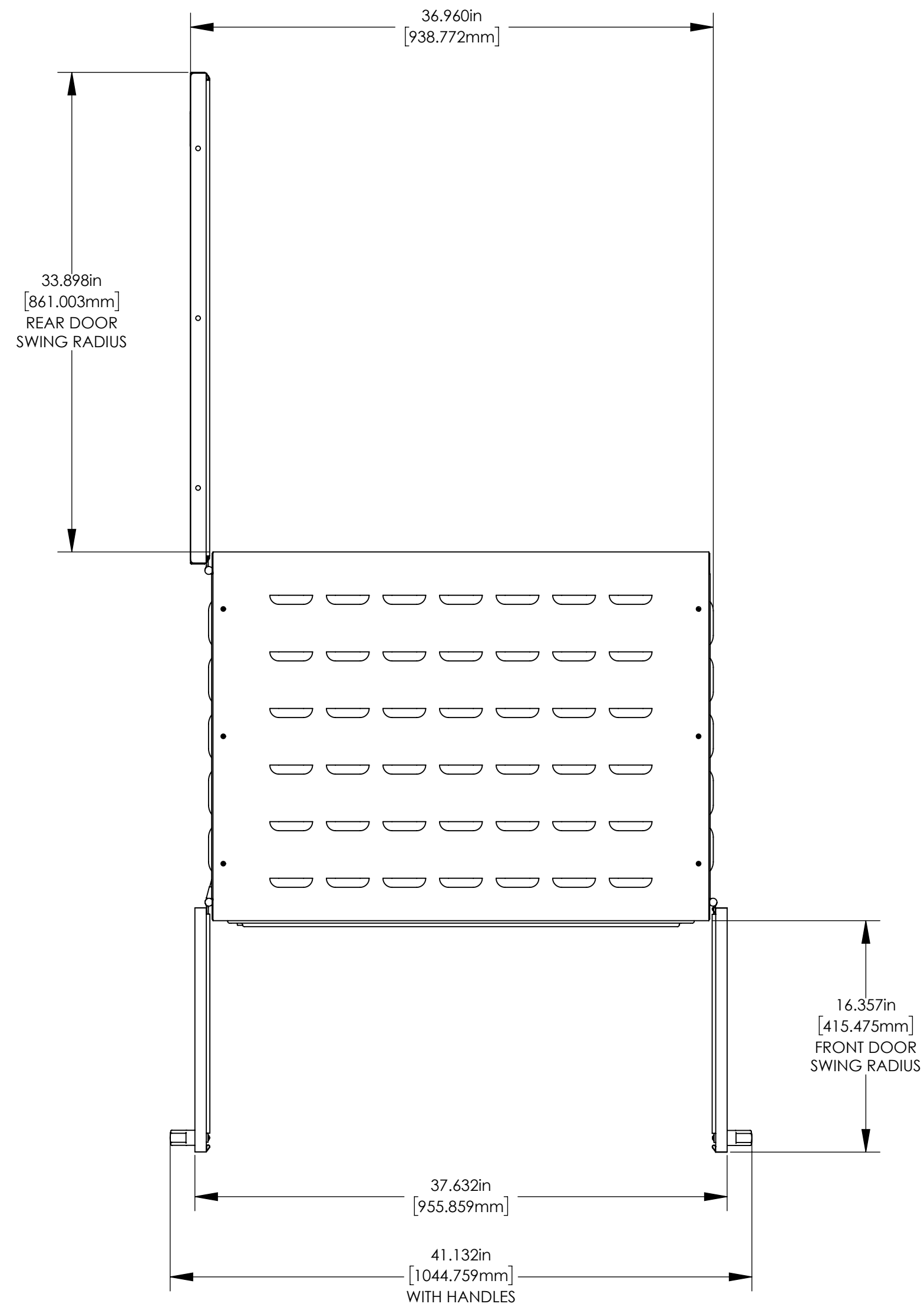
REVISIONS			
REV	DC #	APPROVED BY	APPROVED ON
-	-	-	-
-	-	-	-
-	-	-	-



NOTES:
1. XXX.

- STANDARD NOTES:**
1. REMOVE SHARP EDGES AND BURRS.
 2. UNLESS SPECIFIED ALL DIMENSIONS ARE IN INCHES.
 3. REFERENCE DIMENSIONS ARE INDICATED IN PARENTHESIS.
 4. CRITICAL DIMENSIONS THAT NEED INSPECTION ARE INDICATED IN OBOUND BOX.
 5. T.S.C. STAND FOR THEORITICAL SHARP CORNER & INS STAND FOR INSIDE.
 6. FOR SHEET METAL, UNLESS SPECIFIED ALL DIMENSIONS ARE OUTSIDE.
 7. FOR SHEET METAL, FLAT PATTERNS ARE FOR REFERENCE ONLY.
 8. MINOR SCRATCHES ARE ALLOWED ON OPPOSITE SIDE OF MILL FINISH & #4 FINISH.

		THIRD ANGLE PROJECTION				176 MITTEL DRIVE, WOOD DALE, IL 60191 www.cretors.com www.ilo-llnu.com	
TOLERANCES x.xx = ± 0.02 x.xxx = ± 0.01 ANGLES = ± 1° HOLES = +0.005 / -0 FINISH = 125Ra				DESCRIPTION <h2 style="text-align: center;">GRAB-N-GO, 230/1/60</h2>			
C SIZE DRAWING				MATERIAL REFER INDIVIDUAL SUB-PARTS		APPROX. WEIGHT 366.6 LBS	
DRAWN BY pwozny		DRAWN DATE 10/01/2018		DRAWING NUMBER GBGROF-X		REVISION -	
APPROVED BY _____ APPROVED DATE _____							
THIS DRAWING CONTAINS INFORMATION PROPRIETARY TO C. CRETORS & CO. AND IS FURNISHED IN CONFIDENCE FOR SOLE PURPOSE OF SUPPLYING THE RECIPIENT WITH NEEDED ENGINEERING DATA. THE CONTENTS SHOULD NOT BE DISCLOSED OR REPRODUCED IN ANY MANNER WITHOUT WRITTEN CONSENT OF C. CRETORS & CO. ALL RIGHTS RESERVED.							
							SHEET 1 OF 2



ALL DIMENSIONS ARE WITH DOORS OPEN

- STANDARD NOTES:**
1. REMOVE SHARP EDGES AND BURRS.
 2. UNLESS SPECIFIED ALL DIMENSIONS ARE IN INCHES.
 3. REFERENCE DIMENSIONS ARE INDICATED IN PARENTHESIS.
 4. CRITICAL DIMENSIONS THAT NEED INSPECTION ARE INDICATED IN OBOUND BOX.
 5. T.S.C. STAND FOR THEORITICAL SHARP CORNER & INS STAND FOR INSIDE.
 6. FOR SHEET METAL, UNLESS SPECIFIED ALL DIMENSIONS ARE OUTSIDE.
 7. FOR SHEET METAL, FLAT PATTERNS ARE FOR REFERENCE ONLY.
 8. MINOR SCRATCHES ARE ALLOWED ON OPPOSITE SIDE OF MILL FINISH & #4 FINISH.

THIRD ANGLE PROJECTION		176 MITTEL DRIVE, WOOD DALE, IL 60191 www.cretors.com www.ilo-thru.com	
TOLERANCES x.xx = ± 0.02 x.xxx = ± 0.01 ANGLES = ± 1° HOLES = +0.005 / -0 FINISH = 125Ra		DESCRIPTION GRAB-N-GO, 230/1/60	
C SIZE DRAWING		MATERIAL REFER INDIVIDUAL SUB-PARTS	
DRAWN BY pwozny	DRAWN DATE 10/01/2018	DRAWING NUMBER GBGROF-X	APPROX. WEIGHT 366.6 LBS
APPROVED BY	APPROVED DATE	REVISION -	SHEET 2 OF 2
<small>THIS DRAWING CONTAINS INFORMATION PROPRIETARY TO C. CRETORS & CO. AND IS FURNISHED IN CONFIDENCE FOR SOLE PURPOSE OF SUPPLYING THE RECIPIENT WITH NEEDED ENGINEERING DATA. THE CONTENTS SHOULD NOT BE DISCLOSED OR REPRODUCED IN ANY MANNER WITHOUT WRITTEN CONSENT OF C. CRETORS & CO. ALL RIGHTS RESERVED.</small>			