


C. CRETORS & Co.

ESTABLISHED 1885



Reg. U. S. Pat. Off.

CHICAGO, ILL.



“Ideal” Counter Model Popper and Roaster

WITHOUT question, the most handsome and practical Counter Machine on the market. Converts present non-productive counter or window space into a New Profit Department. Worth its cost as an advertisement alone—will popularize your store.

— Specifications —

Electric Corn Popper—Inverting Type.
 Electric Peanut Roaster—(Option of Gas Fuel).
 Electric Motor Drive: Electric Light Inside Case.
 Shaft and Cut Gear Drive throughout.
 Special Electric Heating Element under Popper Case keeps corn and peanuts hot.
 Generous Capacity of the “World’s Best Pop Corn.”
 Quick Popping Feature (Option of Gas Fuel).

Peanut Display Compartment under Popper Case.
 Finish—White Enamel and Nickel Plate.
 Harmonizes with the most Elaborate Fixtures.
 Sturdy Design and Simple Construction—Insures Maximum Service and Dependability.
 Dimensions—Popper Case 24" wide x 24" deep
 Width, including Roaster, 36". Total Height 44".

THE MARGIN OF PROFIT IS ENORMOUS



Standard No. 6—Electric Power Corn Popper and Peanut Roaster

THIS Electric Power Model is a popular low priced machine — especially adapted to small towns or crowded quarters.

Several thousand steam machines of this design are earning big dividends for their owners throughout the country.

All details are carefully designed.

Popper case and peanut compartment are efficiently heated, thus keeping stock hot and crisp. Corn Popper is smaller in size, but of the same principle as our larger machines. Capacity about

110—5c bags per hour.

Peanut Roaster capacity, 10 pounds per hour, with tester for trying peanuts while roasting. Peanuts dump directly into heated compartment under popper case without removing roasting cylinder from its bearings.

Electric Motor Drive with option of Gasoline Burners if desired — regularly equipped with Gas burners unless otherwise specified.

Brass and copper trim nickel finish, highly polished.

Corn Separator is supplied for removing unpopped kernels.

Finish — White Enamel, beautifully decorated.

Frame Dimensions: 20 inches square; 64 inches high to top of roasting cylinder. Weight 185 pounds without crate.

Has many of the features of our larger and more expensive machines and is far superior to any other machine on the market of equal price.

This machine can be supplied with steam engine in lieu of electric motor for power.

Price and Installment Terms on Request.

A CRETORS WILL POPULARIZE YOUR STORE



No. 6 "Earn-More"—Corn Popper Only

"All Electric" or Gas Fuel



HANDSOME and compact machine adapted to either "indoor" or outdoor use. Attractive and serviceable, of the same general design and dimensions as our popular No. 6 "Earn-More" Machine (illustrated on page 2) **excepting that the Peanut Roaster is omitted.** Built in "All Electric" — Gas or Gasoline Fuel.

Popper Case has glass on all four sides.

Heated Peanut Display Compartment under popper case is retained—thus enabling one to handle peanuts which are purchased previously roasted.

Electric Popper — Inverting Type.

Gas Fuel Popper — (Optional). Removable pan type.

Electric Motor Drive. Electric Lights inside case and on top as shown.

Popper Case Bottom and Peanut Compartment efficiently heated.


Finish — White Enamel and Polished Nickel Plate.

Frame Dimensions: 24" square. Height to top of Motor 68". Weight 190 lbs.

An attractive and highly satisfactory machine which is bound to prove a big money maker in most any location.

Cut shows "All Electric" Machine

A WONDERFUL OPPORTUNITY FOR YOU



“Eclipse” Model—“All Electric”

With or Without Peanut Roaster

THIS beautiful new model is the “last word” in attractiveness and superior design. The culmination of our 40 years’ experience—It Speaks For Itself.

— Specifications —

Electric Corn Popper—Inverting Type—(Option of either Gas or Gasoline Fuel).

Electric Peanut Roaster. (Option of Gas or Gasoline). Also Built “Without” Peanut Roaster. (Corn Popper Only).

Electric Motor Drive. Electric Light Inside Popper Case.

Automatic Power Corn Separator. Mechanical Toy Figure.

Shaft and Cut Gear Drive throughout. Popper Case Bottom and Peanut Compartment efficiently heated by electricity.

Special Corn and Peanut “Display Signs” on three sides of base.


Illuminated, Transparent colored glass Signs in top. Large Capacity—Latest Design Corn Popper—Quick Popping Feature.

Finish—White Enamel and Polished Nickel Plate. Dimensions: Popper Case 24x24 inches. Total Height 74 inches.

The many valuable and exclusive features embodied in the design of this machine place it far in advance of all competition.

Additional Information On Request.

SPEED—ECONOMY—MINIMUM WASTE



“Utility” Store Model Popper

ONE must really see this exceptional machine to fully appreciate its beauty and many exclusive trade-winning features.

Of Large Capacity, Efficient and Compact, the “Utility” Model is a Real Money Maker. Especially popular with Department Stores, Pop-corn Shops, Five and Ten Cent Stores, and other “indoor” locations.

Adds a New Profit Department To Your Business—Stands Anywhere.

— Specifications —

Corn Popper—Large Capacity, Latest Style Inverting Type.

Power: Electric Motor. Electric Light in popper case.

Fuel: “All Electric.” (Gas or Gasoline optional.)

Popper Case Bottom. Efficiently heated by electricity. (With Gasoline fuel—Hot Water Heat.)

Automatic Corn Separator. Shaft and gear drive.

Quick Popping Feature—Simple and Efficient. **Finish:** Mahogany or White Enamel. Other colors optional.

Special Storage Drawers for reserve stock.

Frame—All Steel Construction.

Dimensions:—Length 48". Depth 24". Height 74".

Popper Case 24"x24". **Display Compartment** 24"x24". **Counter Line** 32".

Write for Additional Information

A NEW DEPARTMENT—INCREASED PROFITS



De Luxe Model Corn Popper with Peanut Roaster

COME of our very latest and most attractive models—right “up-to-the-minute” in design and trade-winning features.

Operated by Electric Motor with either **Gas** or **Gasoline Fuel**, it is the very embodiment of efficiency and a credit to any establishment.

This machine is fitted with a power-driven **Peanut Roasting Cylinder** of about 14 pounds capacity, thus enabling the owner to roast his own peanuts and have a fresh stock of the same at all times.

Shelf over Roasting Cylinder will be found very convenient for displaying package goods.

Two exterior electric lights in front under roof—one additional inside popper case.


Can be equipped with either **Gas** or **Gasoline Fuel**.

Dimensions—Length 45 inches; depth 26 inches; height 6 feet 8 inches. Weight (machine only) 420 pounds. Approved by the Underwriters Laboratories.

A highly successful machine which will quickly earn its cost in any reasonable location.

Price and Installment Terms on Request.

THE DEMAND IS ESTABLISHED



No. 6 "Earn-More"—Steam Power Popper and Roaster

THIS machine is of the same general design and construction as the Enlarged No. 6 "EARN-MORE" shown on page 2 of this catalog.

It is particularly adaptable to Amusement Parks or other locations where electricity is not available.

Simple and Durable—This machine is a wonderful trade-puller for other goods you sell and affords you a valuable opportunity to materially increase your business.

Frame—Is of "All steel" construction. Corn Popper is of the same size as our largest and most expensive machines. Corn Separator supplied for removing hard kernels.

Roasting Cylinder—of 10 pound capacity. Adjustable Shelf is very convenient and easily detached.

Engine—Is amply powerful to operate corn popper and peanut roaster at the same time.

Fuel—Gas burners are standard equipment—Gasoline burners if desired.

Dimensions—Same as Enlarged No. 6 EARN-MORE. (See page 3.)

Prices and Installment Terms on Request.

NOTE—This machine can be equipped for both steam and electric power at a reasonable cost.

40 STYLES AND THEY ALL BRING SMILES



No. 2 Wagon



A GREAT favorite, and the cheapest wagon machine we build. Thoroughly dependable in operation; very simple and durable. Hundreds of these machines are being used in connection with stores, sidewalk stands and other lines of business, with gratifying results.

A No. 2 Wagon operated in front of your store is worth its cost as an advertisement alone. We are pleased to continue a model which in the past has proven itself the most successful and best money getter of any machine on the market of equal price. Store owners cannot afford to ignore this attractive and profitable adjunct to their business.


Peanut Roaster capacity, about 10 pounds.

Dimensions—Frame, 20 inches wide by 52 inches long. Popper case, 20x20x24 inches high. Extreme width, 31 inches. Height, 5 feet 10 inches. Weight, about 300 pounds.

Write for Special Bulletin and complete Specifications.

Price and Installment Terms on Request.

FOR YOUR OWN SAKE—BUY THE CRETORS MAKE



Improved No. 2 Wagon with No. 1 Engine

POSSESSING all the features of our cheaper models, and many other advantages such as No. 1 Engine (see page 32), large popping pan, fuel under air pressure, heavier running gear, tires, etc., this machine has achieved a remarkable success.

Steel frame construction throughout, including canopy. Extra heavy wire wheels with rubber tires. Popper case and Hot Peanut Drawer efficiently heated by boiler draught. Capacity of Peanut Roaster, 11 pounds.


Dimensions—Length of frame, 57 inches; width, 22 inches. Height to top of awning, 79 inches. Popper case, 22x22x24 inches high. Width out to out of hub caps, 35 inches. Extreme length, 75 inches. Weight, about 375 pounds.

Price and Installment Terms on Request.

Write for Special Bulletin and complete Specifications.

NOTE—The Improved No. 2 Wagon can also be furnished equipped as above with the exception of 9 inch popping pan and No. 2 engine at a reduction in cost.

SIMPLE—ECONOMICAL—DURABLE



No. 1 Wagon

AN elegant and attractive machine which has given universal satisfaction for many years past. Hundreds in use.

Being portable, it can be readily moved to any desired location. A profitable business can be done at your store or street corner during the day, and in front of theatres, parks or other places during the evening. It is especially adapted to pleasure grounds, picnics, fairs, show grounds, etc. Being a very attractive machine, it never fails to attract widespread attention and comment, resulting in a large trade. It is designed for speedy work and handling a rush business, and will keep the operator hustling to dispense the stock as rapidly as it will prepare same.

This machine is a veteran of the Cretors line, and many hundreds are in successful operation throughout the country.

Dimensions—Width, out to out of hub caps, 36 inches. Total length of frame over all, 5 feet 10 inches; width of frame 24 inches. Height to top of popper case, 6 feet 7 inches. Popper case, 24x24x30 inches high. Peanut pan, 24x24 inches. Capacity of Peanut Roaster, 17 pounds. Weight, about 475 pounds.

Price and Installment Terms on Request.

Write for Special Bulletin and complete Specifications.

THE CRETORS WAY IS HERE TO STAY



Improved No. 1 Wagon Model "B"

IN this model we embody features heretofore found only on our more expensive machines. The design is highly attractive, symmetrical and convenient. Steel frame construction throughout.

Popper is shaft and gear driven, eliminating all chains and overhead mechanism. Transparent flash glass signs surmount popper case.

Bevel edge plate glass throughout, including chipped glass signs. Large Hot Peanut Drawer under popper case, and bottom of case itself, are efficiently and economically heated by boiler draught.

Wood wheels, fitted with buggy rubber tires.

Elaborate Brass Trim is heavily nickel plated. Illumination is supplied by 500 Candle Power hollow wire gasoline light, with inverted mantel.

Dimensions—Width, out to out of hub caps, 42 inches. Length over all, 8 feet 2 inches. Frame, 26 inches wide, 6 feet 6 inches long. Popper case, 26x26x32 inches high. Peanut Pan, 26x42. Steel canopy, 36 inches wide, 7 feet 8 inches long, provided with drop curtains. Height 7 feet 3 inches. Capacity of Peanut Roaster, 21 pounds. Weight, about 720 pounds.

Price and Installment Terms on Request.

Write for Special Bulletin and Complete Specifications.

IN THE LEAD FOR FORTY YEARS



Improved No. 1 Wagon Model "A"

THE popularity of this machine during the past eleven years has exceeded our most sanguine expectations, and it continues as a favorite among our customers. Steel frame construction throughout.

Exquisite Brass Trim, nickel plated.

Popper case bottom, nickel plated copper.

Copper water tank. Large Hot Peanut Drawer, and pop-corn case are heated by boiler draught, insuring hot goods at all times machine is in operation; efficient and economical. Strong wood wheels fitted with best grade buggy rubber tires. Large stock box over rear axle.

Illumination supplied by 500 Candle Power hollow wire gasoline light, with inverted mantel. Capacity of Peanut Roaster, 18 pounds.


Plate glass throughout, including chip glass signs.

Dimensions—Width out to out of hub caps, 44 inches. Total length over all, 7 feet 10 inches. Height to top of dome, 7 feet 4 inches. Popper case, 28x28x34 inches high. Peanut pan, 28x42 inches. Weight, 800 pounds.

Price and Installment Terms on Request.

Write for Special Bulletin and complete Specifications.

CRETORS POP-CORN—IS A BIG REPEATER



Improved No. 1 Wagon Model "A" With Double Popper

THE design and general construction of this machine is the same as our standard Improved No. 1 Wagon Model "A" described on page at left, excepting that the popper case is lengthened and two corn poppers installed in place of one, thus doubling the popping capacity. Doors on front side and end of popper case.

Bevel edge plate glass throughout, including chip glass signs. Wood wheels—rubber tires. Three large sliding drawers under popper case—and large stock-box over rear axle.

This machine is especially adapted for Amusement Parks or other places where a portable hand-drawn outfit of large popping capacity is desired.

Illumination—Supplied by 500 Candle Power hollow wire gasoline light, with inverted mantel. Weight, about 900 pounds.

Dimensions—Popper case 46 inches long, 28 inches wide and 36 inches high. Total length, 9 feet 4 inches. Width, out to out of hub caps, 45½ inches. Peanut pan, 28x42 inches. Width of frame, 28 inches.

Write for Special Bulletin. Price and Installment Terms on Request.

INCREASES SALE OF OTHER GOODS



Improved Special Model "C"

TO those who wish an Enclosed Type of machine, but to whom price is an object, we take pleasure in introducing our Model "C," which is designed for successful operation at all seasons of the year. One need not lose any trade due to inclement weather. Of beautiful design and finish, this machine is an ornament to any town or city. Attractive, durable and of medium price, it has proven itself the best machine on the market for the money. Entrance is gained through a large panel door at "rear end," which is fitted with an adjustable drop sash and counter. Power Transmission is by means of gears, shaft and bicycle chains, with various disengaging clutches, etc. All Steel Frame construction.

Dimensions—Frame 44 inches wide, 8 feet 8 inches long. Total width out to out of hub caps, 65 inches. Total length over all, 11 feet 9 inches (Driver's Seat Model 22 inches additional). Total height to top of dome, 8 feet 9 inches. Standing room, 44 by 73 inches.

This model can be supplied with Driver's Seat if desired similar to our Improved Special Model "D" (shown at right). Also Ice Cream Cone or Frankfurter Outfits.

Write for Special Bulletin and Specifications.

Prices and Terms on Request.



CRETORS IN 1885

CRETORS TODAY