



Honoring The Past  
Engineering The Future



**C. Cretors & Company**

**The People Who Invented the Popcorn Machine™**

# ***The People Who Invented the Popcorn Machine™***

***125 years of industry experience.***

**W**hile renting an apartment after the great Chicago Fire, founder Charles Cretors unveiled the world's first commercial popcorn machine at the Columbian World Exposition in Chicago in 1893. His original design began a revolution in concessions that continues today. Today, C. Cretors & Company is now run by the 5th generation of the Cretors family, and continues to design and manufacture equipment that provides solutions to the food industry.

## **Foodservice Equipment**

Cretors' original business was based on serving the needs of street vendors and concessionaires in the late 1800's. Charles Cretors designed and patented the first steam driven popcorn popper that popped corn in oil. Today, the Foodservice Equipment division has expanded to include cotton candy, warmers, dispensing systems, and other specialty equipment.

## **Food Processing Systems**

In 1967, Cretors introduced a continuous production line featuring a hot air fluidized bed oven for popping corn. Originally designed to meet the growing demands for high volume popcorn production, Cretors' production line was quickly adapted to produce other snack foods, cereals, and specialty products. This production line was the first of its kind, and revolutionized high-volume popcorn production.

The core values of quality craftsmanship and technical innovation that guided Charles Cretors more than five generations ago continue to be the hallmark of all Cretors' products today. The engineers and designers in these divisions continually dedicate themselves to developing new equipment design while striving for product excellence.



# Table of Contents

## Small Concession Equipment

- 2 4oz. Antique Economy
- 2 6oz. Stainless and Antique Economy
- 2 8oz. Stainless and Antique Economy
- 2 12oz. Stainless and Antique Economy
- 3 6oz. Nugget
- 3 6oz. Nite Club
- 3 6oz. Goldrush Red Top and Antique
- 3 8oz. T-2000 Red Top and Antique
- 4 12oz. T-3000 Red Top and Antique
- 4 12oz. T-3000 Plus Red Top and Antique
- 4 14oz. Profiteer and Antique
- 5 Two-Wheel Black Nite Club Wagon Base
- 5 Two-Wheel Red Antique Knock Down Wagon Bases
- 5 Standard Four-Wheel Red Antique Wagon Base
- 5 Steerable Four-Wheel Red Antique Wagon Base
- 5 4oz./6oz. Economy Two-Wheel Red Antique Wagon
- 5 8oz./12oz. Economy Two-Wheel Red Antique Wagon

## Large Concession Equipment

- 10 16oz. Merchant
- 10 16oz. Econo-Merchant
- 11 MACH 5
- 12 3ft. Diplomat
- 12 4ft. Self Serve Diplomat
- 13 3ft. Diplomat with Ansul
- 14 4ft. , 5ft. and 6ft. Diplomat
- 14 6ft. Twin Diplomat with Pop and Roc N' Roll Cornditioner
- 15 3ft. Headliner
- 20 Electric Pedestal Popper
- 21 Gas Pedestal Popper
- 22 4ft. and 5ft. Enclosed President
- 22 6ft. Twin Enclosed President
- 23 5ft. Twin President without top
- 23 Open Top 5ft. President
- 24 3.5ft. Knock Down Table
- 24 4.5ft. Knock Down Table
- 25 G60 Cart
- 25 6ft. Knock Down Table
- 25 7ft. Twin Knock Down Table
- 25 Two-Wheel Cart for Gas Pedestal Popper

## Cornditioner & Display Cabinets

- 32 Modular Showcase
- 32 Combination Showcase
- 32 Diplomat Self Serve
- 32 Diplomat Showcase
- 33 Bulk Cabinet
- 33 Portion Pak Cabinet
- 33 Tray Cabinet
- 34 Nacho Chip Case
- 34 Más Grande Snack Cabinet
- 34 Popcorn Cabinet
- 34 Pretzel Cabinet
- 34 Churro Cabinet
- 35 20in. Counter Showcase
- 35 36in. and 48in. Counter Showcase
- 35 48in. Counter Showcase with Three Doors
- 35 Mobil Roc N' Roll Cornditioner

## Topping & Dispensing Systems

- 38 Countertop Butter Topper
- 38 Integrated Butter Topper
- 38 Buttery Wonder Manual Pump
- 38 Bag-In-Box (BIB) Topper Dispensing System
- 39 Automatic Bucket Pump
- 39 Bag-In-Box (BIB) Oil Pump with Heater
- 39 Nacho Cheese Pump
- 39 Hot Rod
- 39 Bag-In-Box Backroom Warmer

## Cotton Candy Equipment

- 42 Ringmaster
- 42 Ringmaster Lite
- 42 Ringmaster Knock Down Cart

## Hot Dog Grill & Bun Warmers

- 44 Hot Dog Grill
- 44 Bun Warmer
- 44 Hot Dog Broiler and Bun Warmer

## Echols Ice Shavers

- 46 Electric Ice Shaver
- 46 Gas Ice Shaver
- 46 Battery Ice Shaver
- 46 Big Max
- 46 Food Shaver
- 46 Microflake
- 47 Paneled Counter Stand
- 47 Open Counter Stand
- 47 Floor Stand

## Gourmet Cooking Equipment

- 48 FT 80 Coater
- 48 FT80 Coater with Food Grade Drum
- 48 FT80 Popper
- 49 Hot Air Popper
- 49 CMD 25 Caramelizer
- 49 CMD 50 Caramelizer
- 49 CMD 25 on Table with Optional Blower
- 49 CMD25 Cooker and Coater  
on 7' Twin Knock Down Table with 32 oz. Popper
- 50 CMD 100
- 50 CMD 100 with Cooling Bin
- 50 Coater Mixer Tumbler
- 50 Cooling Cart with Removable Bin
- 51 Candy Cooker
- 51 Brick Lined Candy Stove
- 51 Tosty Roaster
- 51 1938 Roaster

## Specialty Products

- 56 Metric Weight Volume Tester (MWVT)
- 57 Supplies
- 58 Supplies

# Small Concession Equipment

*4oz., 6oz., 8oz., 12oz., and 14oz. Poppers*

**4oz. Antique Economy**



**6oz. Stainless and Antique Economy**



**8oz. Stainless and Antique Economy**



**12oz. Stainless and Antique Economy**

**W**hether you are popping corn in a home theater, convenience store, a school or cafeteria, C. Cretors & Company makes the experience easy and effortless. Original designers of the popcorn machine. Refined through more than 120 years of demanding use. Hand crafted in the U.S.A and fully tested before being given the Cretors name. Cretors popping equipment combines clean design and exceptional technology with unsurpassed durability. Helping you pop delicious popcorn each and every time. People will want to come back for more!

**Ideal for convenience stores, bars/restaurants, video stores, home entertainment centers and equipment rentals.**

## **Economy Line Key Features**

### **4oz.**

- Antique style only
- Aluminum kettle
- Heat lamp

### **6oz., 8oz. and 12oz.**

- Available in Stainless or Antique Style
- Stainless steel kettle
- Heated Corn Deck (excluding 4oz.)
- Clean out drawer
- Heat Lamp

### **Key Features**

- Easy loading and cleaning with One-Piece Magnetic catch lid
- Twist Lock Plug for easy pan removal
- Swing down kettle with removable agitator and lid
- Eye-Level Rocker Switches available for Salt or Sugar popcorn.



**6oz. Nugget**



**6oz. Nite Club shown on optional Two-Wheel Wagon Base**



**6oz. Goldrush Red Top and Antique**



**8oz. T-2000 Red Top and Antique**

### **Small Popper Key Features**

#### **6oz. Nugget**

- Aluminum Frame only

#### **6oz. Goldrush**

- Stainless welded frame
- Available in Red Top, Antique, or Nite Club (Nite Club has tinted and etched glass)

#### **8oz. T-2000**

- Available in Red Top or Antique

### **Key Features**

- Plug-in Kettle for easy removal
- Swing down kettle with removable agitator and lid
- One-piece kettle lid with magnetic catch for easy loading and cleaning
- Welded stainless steel frame (excluding Nugget)
- Heat Lamp
- Heated Corn Deck (optional on Nugget.)
- Illuminated Eye-Level Rocker Switches
- Cycling pilot light indicator
- Clean-out drawer
- Antique Style has hand painted scroll & durable powdercoating
- Self-Serve kits available
- Two-Wheel and Four-Wheel matching wagons available

### **Options:**

- One-Pop Control (Patented)
- One-Pop Control with Counter (Patented)
- Salt/Sweet Switch
- Stainless steel kettle
- Stainless steel top
- Integrated Pump - liquid oil only (12 and 14 oz)
- Ask about custom colors



## Small Concession Equipment

6oz., 8oz., 12oz., and 14oz. Poppers

### Small Popper Features

#### 12oz. T-3000

- Spring Dump System
- Available in Red Top or Antique

#### 12oz. T-3000 Plus & 14oz. Profiteer

- Spring Dump System
- Equipped with Direct Oil Feed
- Use with Self Contained Oil Pump
- Cornditioner System - Circulating Air Keeps Popcorn dry and crisp
- Available in Red Top or Antique




12oz. T-3000 Red Top and Antique



12oz. T-3000 Plus Red Top and Antique



Free accessory kit included with all machines!  
See page 58 for more details.



14oz. Profiteer Red Top and Antique



## Wagon Bases

**R**eminiscent of Cretors wagons and poppers from 100 years ago. Combine one of our wagon bases with either the standard or antique small concession poppers for increased versatility and mobility. When placed in a strategic position, our poppers are easily spotted and work hard to increase impulse sales. Ideal for locations where the counter model popper is not practical, or a small floor model is needed and where mobility is desired.



### Knock Down Wagon

- Requires assembly

### Small Popper Wagons

- Available in red or black
- Steel construction
- Rigid cross leg support
- Sizes to fit 6oz., 8oz., 12oz., and 14oz. Small Poppers
- 6oz. wagon has knock down design
- Durable Powder Coating
- Two-Wheel and Four-Wheel designs
- Four-Wheel design has optional Canopy Frame
- Ask about custom colors

### Economy Small Popper Wagons

- Available in Red
- Steel construction
- Available in Knock Down only
- Sizes to fit 4oz., 6oz., 6oz., and 12oz. poppers
- Durable Powder Coating
- Two-Wheel design only



### Red Two-Wheel Economy Knock Down Wagon

- Sizes available to fit 4oz., 6oz., 8oz., and 12oz. Economy Poppers



### Red Two-Wheel Wagon

- Sizes available to fit 6oz., 8oz., 12oz., and 14oz. Small Poppers



### Black Two-Wheel Wagon

- Fits 6oz. Nite Club Popper



### Steerable Four-Wheel Red Antique Wagon Base



### Standard Four-Wheel Red Antique Wagon Base

# Small Concession Equipment



Customize your equipment with these exclusive options from Cretors!



**Stainless Steel Kettle**

**One-Pop Option  
#1 Safety Feature!**

**Salt/Sweet Switch Option**



**One-Pop Counter Option**

## Cretors Popper Options

### ◆ Stainless Steel Kettle

- Stainless steel durability built directly into the kettle. Will never rust.
- Stainless steel is superior to other surfaces and is not damaged by carbon remover or kettle cleaner.
- Improved heat transfer technology evenly heats the bottom of the kettle, creating a more uniform popping surface temperature that heats up quickly, maximizing corn expansion.

### ◆ Salt/Sweet Switch: With a single switch, change between "salted" and "sweet" corn production.

### ◆ Patented One-Pop: With a single push of a button, the kettle will heat, pop a batch of corn and turn itself off after one popping cycle. Improves safety, saves energy and reduces smoke and burned popcorn.

### ◆ Patented One-Pop with Counter: Ideal for any situation where the number of popping cycles needs to be recorded. Perfect for profit sharing programs or calculating corn usage.

6 oz.	120 one ounce servings per hour
8 oz.	160 one ounce servings per hour
12 oz.	240 one ounce servings per hour
14 oz.	280 one ounce servings per hour



# Small Concession Equipment Specifications

North America												
Machine	Kettle	Electrical				Machine Dimensions			Ship Dimensions			Ship Weight lbs
		Voltage	Watts	Amps	NEMA Plug	Depth	Inches Width	Height	Depth	Inches Width	Height	
Antique Economy	4oz.	120V/60HZ	1150	9.6	5-15	14.00	18.00	25.00	20.00	25.00	30.00	70.00
Nugget	6oz.	120V/60HZ	1100	9	5-15	14.50	20.50	30.75	19.00	24.00	34.00	49.00
Goldrush	6oz.	120V/60HZ	1150	9.5	5-15	14.50	20.00	27.50	19.00	24.00	32.00	53.00
Antique Goldrush	6oz.	120V/60HZ	1150	9.5	5-15	14.50	20.00	33.75	19.00	24.00	32.00	56.00
Nite Club	6oz.	120V/60HZ	1150	9.5	5-15	14.50	20.00	27.50	19.00	24.00	32.00	56.00
Stainless Economy	6oz.	120V/60HZ	1250	10.4	5-15	14.00	18.00	28.00	20.00	25.00	31.75	70.00
Antique Economy	6oz.	120V/60HZ	1250	10.4	5-15	14.00	18.00	28.00	20.00	25.00	31.75	70.00
T-2000	8oz.	120V/60HZ	1325	11	5-15	21.00	21.00	30.50	26.00	26.00	33.00	76.0011
Antique T-2000	8oz.	120V/60HZ	1325	11	5-15	21.00	21.00	37.25	26.00	26.00	33.00	78.00
Antique T-2000 on Wagon Base	8oz.	120V/60HZ	1325	11	5-15	28.00	41.75	66.50	30.00	43.00	70.00	185.00
Stainless Economy	8oz.	120V/60HZ	1759	14.7	5-15	19.00	21.00	28.00	25.00	23.00	34.00	90.00
Antique Economy	8oz.	120V/60HZ	1750	14.7	5-15	19.00	21.00	28.00	25.00	23.00	34.00	90.00
T-3000	12oz.	120V/60HZ	1800	15	5-15	21.00	24.00	34.50	26.00	29.00	40.00	103.00
Antique T-3000	12oz.	120V/60HZ	1800	15	5-15	22.25	25.00	41.00	26.00	29.00	40.00	108.00
Antique T-3000 on Wagon Base	12oz.	120V/60HZ	1800	15	5-15	28.00	44.00	70.00	30.00	43.00	75.00	249.00
T-3000 Plus	12oz.	120V/60HZ	2260	19	5-20	21.00	24.00	34.50	26.00	29.00	40.00	103.00
Antique T-3000 Plus	12oz.	120V/60HZ	2260	19	5-20	22.25	25.00	41.00	26.00	29.00	106.00	108.00
Antique T-3000 Plus On Wagon Base	12oz.	120V/60HZ	2260	19	5-20	28.00	44.00	70.00	30.00	43.00	76.00	249.00
Economy	12oz.	120V/60HZ	1750	14.7	5-15	19.00	21.00	34.00	23.00	24.00	40.00	81.00
Antique Economy	12oz.	120V/60HZ	1750	14.7	5-15	19.00	21.00	39.00	23.00	24.00	40.00	81.00
Profiteer	14oz.	120V/60HZ	1800	15	5-15	22.00	28.50	34.50	28.00	34.00	39.00	119.00
Antique Profiteer	14oz.	120V/60HZ	1800	15	5-15	23.50	30.00	42.00	28.00	34.00	39.00	128.00
Antique Profiteer on Wagon Base	14oz.	120V/60HZ	1800	15	5-15	28.00	40.50	71.50	43.00	32.00	72.00	225.00

Base and unit ship separately unless specified.

Due to voltage variations, your Amp draw may vary. OHM'S Law is Amps=Watts÷Volts

For CSA/ULC the Economy 8oz., 12oz., T-3000 and Profiteer will require 5-20 NEMA Plug. The T-3000 Plus will require NEMA L530.

Contact Cretors for machine agency approval listings

# Small Concession Equipment Specifications

Export – CE Marked											
Machine	Kettle	Electrical			Machine Dimensions Centimeters			Ship Dimensions Centimeters			Ship Weight kg
		Voltage	Watts	Amps	Depth	Width	Height	Depth	Width	Height	
Antique Economy	113g	230V/50HZ	1150	5	35.56	45.72	63.50	50.80	63.50	76.20	31.75
Nugget	170g	230V/50HZ	1100	4.8	36.83	52.07	78.11	48.26	60.96	86.36	22.23
Goldrush	170g	230V/50HZ	1150	5	36.83	50.80	69.85	48.26	60.96	81.28	24.04
Antique Goldrush	170g	230V/50HZ	1150	5	36.83	50.80	85.73	48.26	60.96	81.28	25.40
Nite Club	170g	230V/50HZ	1150	5	36.83	50.80	69.85	48.26	60.96	81.28	25.40
Stainless Economy	170g	230V/50HZ	1250	5.4	35.56	45.72	71.12	50.80	63.50	80.65	31.75
Antique Economy	170g	230V/50HZ	1250	5.4	35.56	45.72	71.12	50.80	63.50	80.65	31.75
T-2000	227g	230V/50HZ	1325	5.8	53.34	53.34	77.47	66.04	66.04	83.82	34.20
Antique T-2000	227g	230V/50HZ	1325	5.8	53.34	53.34	94.62	66.04	66.04	101.60	35.38
Antique T-2000 on Wagon Base	227g	230V/50HZ	1325	5.8	71.12	106.05	168.91	76.20	190.22	190.50	83.92
Economy	227g	230V/50HZ	1750	7.6	48.26	53.34	71.12	63.50	58.42	86.36	40.82
Antique Economy	227g	230V/50HZ	1750	7.6	48.26	53.34	71.12	63.50	58.42	86.36	40.82
T-3000	340g	230V/50HZ	1800	7.8	53.34	60.96	87.63	66.04	73.66	101.60	46.72
Antique T-3000	340g	230V/50HZ	1800	7.8	56.52	63.50	104.14	66.04	73.66	101.60	48.98
Antique T-3000 on Wagon Base	340g	230V/50HZ	1800	7.8	71.12	111.76	177.80	76.20	109.22	109.22	112.94
T-3000 Plus	340g	230V/50HZ	2260	9.8	53.34	60.96	87.63	66.04	73.66	101.60	46.72
Antique T-3000 Plus	340g	230V/50HZ	2260	9.8	56.51	63.50	104.14	66.04	73.66	104.14	48.60
Antique T-3000 Plus On Wagon Base	340g	230V/50HZ	2260	9.8	71.12	111.76	177.80	76.20	109.22	190.50	112.05
Stainless Economy	340g	230V/50HZ	1750	7.6	48.26	53.34	86.36	58.42	60.96	101.60	205.74
Antique Economy	340g	230V/50HZ	1750	7.6	48.26	53.34	86.36	58.42	60.96	101.60	205.74
Profiteer with Sugar Kettle	397g	2630V/50HZ	1800	8	55.88	72.39	87.63	71.12	86.35	99.06	53.97
Antique Profiteer with Sugar Kettle	397g	230V/50HZ	1800	8	59.69	76.20	106.68	71.12	86.35	99.06	50.06
Antique Profiteer with Sugar Kettle on Wagon Base	397g	230V/50HZ	1800	8	71.12	102.87	181.61	109.22	81.28	182.88	102.06

Export machines are provided with Euro plugs as standard . Optional plugs may be requested.

Base and unit ship separately unless specified.

Due to voltage variations, your Amp draw may vary. OHM'S Law is Amps=Watts÷Volts.

## Wagon Bases

Wagon Base North America							
Machine	Machine Dimensions			Ship Dimensions			Ship Weight lbs
	Depth	Inches Width	Height	Depth	Inches Width	Height	
Antique Red Goldrush Two-Wheel Wagon	20.75	40.50	31.25	23.00	43.00	34.00	62.00
Red Goldrush Two-Wheel Knock Down Wagon	20.75	41.25	31.25	21.25	21.25	14.00	47.00
Red Goldrush Two-Wheel Wagon, UPS Packed	20.75	41.25	31.25	19.00	24.00	32.00	54.00
Nite Club Black Two-Wheel Wagon	20.75	41.25	31.25	23.00	43.00	34.00	63.00
Nite Club Black Two-Wheel Knockdown Wagon	20.75	41.25	31.25	22.00	22.00	13.00	48.00
Nite Club Black Two-Wheel Wagon, UPS Packed	20.75	41.25	31.25	19.00	24.00	36.00	54.00
Antique Red T-2000 Two-Wheel Wagon	28.00	41.75	32.25	30.50	46.00	37.00	105.00
Antique Red T-3000 Two-Wheel Wagon	28.00	44.50	32.00	29.50	45.50	36.00	105.00
Antique Red Profiteer Two-Wheel Wagon	28.00	40.50	33.25	30.50	46.00	36.00	109.00
Antique Red Four-Wheel Wagon	29.75	59.00	33.25	32.50	62.00	39.00	174.00
Antique Red Four-Wheel Steerable Wagon	30.50	59.00	33.25	32.50	61.00	39.00	193.00
Awning Canopy and Frame Available for Four-Wheel Wagon	34.00	60.00	62.00	8.00	37.00	64.00	40.00
Antique Red Two-Wheel Economy Wagon 4oz./6oz. poppers	14.50	18.50	31.00	23.00	23.00	11.00	51.00
Antique Red Two-Wheel Economy Wagon 8oz./12oz. poppers	19.50	21.00	31.00	23.00	23.00	11.00	61.00

Wagon Base Metric Dimensions							
Machine	Machine Dimensions			Ship Dimensions			Ship Weight kg
	Depth	Centimeters Width	Height	Depth	Centimeters Width	Height	
Antique Red Goldrush Two-Wheel Wagon	52.71	104.78	79.38	55.41	109.22	86.36	28.12
Red Goldrush Two-Wheel Knockdown Wagon,	52.71	104.78	79.38	53.98	53.98	35.59	21.40
Red Goldrush Two-Wheel Wagon, UPS Packed	52.71	104.78	79.38	48.26	60.96	81.28	24.50
Nite Club Black Two-Wheel Wagon	52.71	104.78	79.38	58.41	109.22	86.35	28.58
Nite Club Black Two-Wheel Knockdown Wagon,	52.71	104.78	79.38	55.88	55.88	33.02	21.77
Nite Club Black Two-Wheel Wagon, UPS Packed	52.71	104.78	79.38	48.26	60.96	81.28	24.94
Antique Red T-2000 Two-Wheel Wagon	71.12	106.05	81.92	77.47	116.83	93.98	47.63
Antique Red T-3000 Two-Wheel Wagon	71.12	113.03	81.28	74.93	115.57	91.44	47.63
Antique Red Profiteer Two-Wheel Wagon	71.12	102.87	84.46	77.47	116.84	91.44	49.44
Antique Red Four-Wheel Wagon	75.57	149.86	84.46	82.55	157.48	99.06	78.93
Antique Red Four-Wheel Steerable Wagon	77.47	149.86	84.46	82.55	154.94	99.06	87.54
Awning Canopy and Frame Available for Four-Wheel Wagon	86.36	36.00	152.40	20.32	93.98	162.56	18.14
Antique Red Two-Wheel Economy Wagon 4oz./6oz. poppers	35.56	45.72	78.74	58.42	58.42	27.94	23.13
Antique Red Two-Wheel Economy Wagon 8oz./12oz. poppers	49.53	53.34	78.74	58.42	58.42	27.94	23.13



# Large Concession Equipment

## 16oz., 20oz., 32oz., 48oz., and 60oz. Suspended Kettle Poppers

**W**ith more than 12 decades of concession experience, Cretors poppers have evolved to become the top performers in the industry. Form, function and durability are constantly integrated into each new machine design and upgrade.

**Ideal for theaters, shopping malls, universities, park districts, supermarkets, stadiums and arenas.**



### 16oz. Merchant and Optional Base

When you need a lot of popcorn production in limited space, the Merchant is the choice for you. Designed with all the standard features found in a large popper.

- Stainless Steel frame
- Counter or floor model available
- Circulating Cornditioner System keeps corn dry and crisp
- Internal Halogen Lighting
- Automatic Cover Lift
- Available in counter and floor model
- Fluorescent Popcorn Sign
- Direct Oil Feed - Use remote Control Pump (sold separately)



### 16oz. Econo-Merchant and Optional Base

An economic simplified popper with the world-class Cretors kettle that remains the heart of the machine.

- Stainless Steel frame
- Simplified exhaust and cornditioner system
- Manual Cover Lift
- Direct Oil Feed - use self-contained pump



16oz.	320 one ounce servings per hour
20 oz.	400 one ounce servings per hour
32 oz.	640 one ounce servings per hour
48 oz.	960 one ounce servings per hour
60 oz.	1,200 one ounce servings per hour

### 16oz. Merchant and Economerchant Key Features

- Clean-in-place nickel plated all steel kettle
- One-piece lid ensures maximum popcorn expansion
- Eye level lighted rocker switches
- Direct drive agitator motor
- Cycling pilot light
- Disposable filter system
- 50lb. tilt out corn bin
- Serving tool kit included

### Popper Options

- One-Pop Control Patented
  - One-Pop Control with Counter (Patented)
  - Salt/Sweet Switch
  - Stainless Steel Kettle
  - Integrated Pump - liquid oil only(12and 14oz.)
- See options on page 16

### Accessories

- Cleaning Kits



**MACH5 3ft. Floor Model shown with LED Programmable Sign**

# MACH<sup>5</sup>

The Cretors new MACH 5 popper is a truly versatile machine! Beautifully styled, and built to last for generations, this popper draws on Cretors' long tradition of popping technology and joins it with exciting, innovative features. Cretors' exclusive one-piece, automatic lid design, along with the resealable corn bin, will ensure maximum corn expansion. The optional programmable LED sign, which can be customized, will promote additional sales. As your business grows, the oversized cabinet allows you to upgrade to a larger kettle. Cretors' new innovative machine marks not only the fifth generation of Cretors' leadership in the industry, but also the fifth generation of a popular popper. Coupling the expertise of its ancestry and utilizing the benefits of modern manufacturing, this popper is an exciting combination of both the past and the future!

### **Mach 5 Key Features**

- Available in 3ft., 4ft., 5ft., and 6ft. Cabinets
- Available with 32oz., 48oz., and 60oz. kettles
- Available as counter model or on floor with 3ft. base
- One-Piece Kettle
- One-Piece lid ensures maximum popcorn expansion
- Clean-in-Place Kettle
- Direct Drive agitator motor for longer motor life
- Automatic Jump Up Kettle Lid
- Illuminated Rocker Switches
- Cycling Pilot Light Indicator
- Disposable Filter
- Digital Temperature Controller
- Two Heat Lamps
- Stainless Steel Cabinet and Base
- Clean Out Drawer
- Air Tight, Tilt Out Resealable Corn Bin keeps corn fresh for maximum performance
- Halogen Lighting System
- Conditioner System - circulates hot air to keep corn dry and crisp

### **Popper Options**

- One-Pop Control (Patented)
- One-Pop Control with Counter (Patented)
- Salt/Sweet Switch
- Stainless Steel Kettle
- Integrated Pump (liquid oil only)
- Pop It N' Top It System (Patented)
- Bin Elevator - doubles storage space
- Ventless Hood
- Bag Filler
- LED Programable Sign
- Back Lit Florescent Sign
- Neon Sign



**Sleek One-Piece Kettle**



**3ft. MACH 5 Floor Model shown with Fluorescent Sign**

# Large Concession Equipment

## 16oz., 20oz., 32oz., 48oz. and 60oz. Suspended Kettle Poppers

### Diplomat Suspended Poppers

#### Key Features

- Available in 3ft., 4ft., 5ft., 6ft. and 6ft. Twin Cabinets
- Available with 20oz., 32oz., 48oz. and 60oz. kettles
- Available as counter model
- One-Piece lid ensures maximum popcorn expansion
- Clean-in-Place Nickel Plated All Steel Kettle
- Direct Drive agitator motor for longer motor life
- Counter Balance Dump and Return System
- Automatic Cover Lift
- Equipped for direct oil feed
- Illuminated Rocker Switches
- Cycling Pilot Light Indicator
- Digital Temperature Controller
- Disposable Filter System
- Internal Heat Lamp and Heated Corn Deck
- Clean-Out Drawer
- Cornditioner System - circulates air to keep corn dry and crisp

#### Popper Options

- One-Pop Control (Patented)
- One-Pop Control with Counter (Patented)
- Salt/Sweet Switch
- Stainless Steel Kettle (60oz. comes as stainless steel kettle)
- Short Side Glass (left or right)
- Stainless Steel Top
- LED Programable Sign
- Back Lit Florescent Sign
- Red Neon Sign
- Red & White Neon Sign
- Light Box Only
- Pop It N' Top It System (Patented)
- Integrated Pump (liquid oil only)
- Bin Elevator - doubles storage space
- Ventless Hood
- ANSUL Fire Suppression System
- Pass Thru Dual Control System
- Two Sided Corn Drawer
- Corn Guard Shoot
- Tilt Out Corn Bin with Air Tight Resealable Corn Bin
- Bag Filler
- Sliding NSF Doors (4ft., 5ft., 6ft. Twin)
- Customer Side Wing Door (3ft. cabinet)
- Roc N' Roll Warmer (For Pop N' Roll Machine)



#### 3ft. Diplomat and Optional Base

- 20oz., 32oz., 48oz. and 60oz. kettles available
- Counter or floor model available



#### 4ft. Self Serve Diplomat

Designed with Self Service in mind, this popper is built with two customer controlled augers that dispense popcorn, and an integrated butter topper that dispenses topping. Two customers can serve themselves at once, reducing labor costs. Ideal for cafeteria settings or any time free refills are offered.

- 20oz. and 32oz. kettles available
- Serves two people at the same time
- Built in topper



**POPCORN**

Visit our web site at [www.Cretors.com](http://www.Cretors.com)



**3ft. Diplomat with Ansul**

We understand how crucial it is to protect people and property from fire. Cretors was the first to pioneer this fire suppression system in the early 1990's with a UL approved ANSUL Fire Suppression System that provides front line fire protection by automatically detecting and suppressing fires.

- Detectors located inside the cabinet quickly detect fire.
- Fire suppressant is discharged from two locations inside cabinet and ensure rapid flame knockdown.
- Power source is automatically shut off.
- UL listed machine meets KNLZ and KNKG standard.
- Available for 3ft., 4ft., 5ft., and 6ft. Twin cabinets
- ANSUL activation not included.



**ANSUL Canister inside base cabinet**



**ANSUL discharge nozzles  
inside popper cabinet**

### **ANSUL Fire Suppression System**

Insurance companies and fire inspectors recognize ANSUL to be the most effective system used to fight dangerous fires in the restaurant and food service industries. It is the leading brand in commercial kitchen fire suppression. Local fire departments normally do not require fire suppression or exterior exhaust systems for UL listed machines meeting the KNLZ and KNKG standard. Contact Cretors for more information about this important option.

## Large Concession Equipment

*16oz., 20oz., 32oz., 48oz., and 60oz. Suspended Kettle Poppers*



### **4ft., 5ft. and 6ft. Diplomat Shown with optional Dual Control**

Customize your own machine. Mix and match kettle sizes, cabinet sizes and caramelizers to meet your concession and production needs!

Free accessory kit included with all machines!  
See page 58 for more details.



### **6ft. Twin Diplomat with Pop and Roc N' Roll Cornditioner** (Patent 6,123,111)

Cretors patented design combines a popcorn machine that pops and dumps corn directly into a mobile warming bin. The cornditioner bin unplugs from the popper site, is rolled and docked into the serving site for continuous warming. Purchase additional bins for several serving locations.

- Removable stainless steel bin holds 15 lbs. of popped corn
- 20oz., 32oz., 48oz. and 60oz. kettles available
- Twin design available



**Headliner**

### **Headliner Suspended Poppers Key Features**

- Available with 20oz., 32oz. and 60oz. kettles
- Available as counter model or on floor with 3ft. base
- One-piece lid ensures maximum popcorn expansion
- 360 degree merchandising and accent florescent lights on all four sides
- Internal Cabinet Illumination System
- Stainless Steel Cabinet with Rounded Corners
- Sliding Base Drawers with 50lb. corn bin
- Clean-in-Place Nickel Plated All Steel Kettle
- Direct Drive agitator motor for longer motor life
- Counter Balance Dump and Return System
- Automatic Cover Lift
- Equipped for direct oil feed
- Illuminated Rocker Switches
- Cycling Pilot Light Indicator
- Digital Temperature Controller
- Disposable Filter System
- Internal Heat Lamp and Heated Corn Deck
- Clean-Out Drawer
- Cornditioner System - circulates air to keep corn dry and crisp

### **Popper Options**

- One-Pop Control (Patented)
- One-Pop Control with Counter (Patented)
- Salt/Sweet Switch
- Stainless Steel Kettle (60oz. comes as stainless steel kettle)
- Short Side Glass (left or right)

**Rounded corner**



**Corner lights**







# Large Concession Equipment

16oz., 20oz., 32oz., 48oz. and 60oz. Suspended Kettle Poppers

## Large Popper Options

### ◆ Stainless Steel Kettle

- Stainless steel durability built directly into the kettle, and will never rust.
- Stainless steel durability is superior to other surfaces and is not harmed by carbon remover or kettle cleaner.
- Improved heat transfer technology evenly heats the bottom of the kettle, creating a more uniform popping surface temperature that heats up quickly, maximizing corn expansion.

◆ **Salt/Sweet Switch:** With a single switch, change between "salted" and "sweet" corn production.

◆ **Patented One-Pop:** With a single push of a button, the kettle will heat, pop a batch of corn and turn itself off after one popping cycle. Improves safety, saves energy and reduces smoke and burned popcorn.

◆ **Patented One-Pop with Counter:** Ideal for any situation where the number of popping cycles needs to be recorded. Perfect for profit sharing programs or calculating corn usage.

◆ **Bin Elevator:** Drops bottom of bin down to double storage capacity in cabinet.

◆ **Popit N' Topit (patent pending):** Brings the topper inside the machine, freeing up counter space.

◆ **Ventless Hood:** Limits the emission of grease-laden air to the room. A popcorn machine with this Ventless Hood System does not require expensive hood exhaust ducting in the building.

### ◆ ANSUL Fire Suppression System

See page 13 for more ANSUL information.



**Stainless Steel Kettle**

## Salt Sweet Switch Option



**One-Pop Option**

Digital control (not shown)



**Bin Elevator**



**Back-lit fluorescent sign**



**Neon sign—Available in red, red/white, still or flashing mode.**



**Programmable LED Sign**



**Twin Ventless Hood System**



**Popit N' Topit**

# Large Concession Equipment Specifications

## Suspended Poppers

North America												
Machine	Kettle	Electrical				Machine Dimensions			Ship Dimensions			Ship Weight lbs
		Voltage	Watts	Amps	NEMA Plug	Depth	Inches Width	Inches Height	Depth	Inches Width	Inches Height	
Econo-Merchant, Counter	16oz.	120V/60HZ	3150	26.3	L5-30	22.25	28.25	37.00	28.00	33.00	40.00	130.00
Merchant, Counter with Sign	16oz.	120V/60HZ	3300	27.5	L5-30	22.50	28.75	40.00	28.00	33.00	43.00	152.00
Diplomat, 3' Counter	20oz.	120/208-240V/60HZ	4500	N/A	L14-30	28.00	36.00	50.25	33.00	41.00	56.00	300.00
Diplomat, 3' Floor	20oz.	120/208-240V/60HZ	4500	N/A	L14-30	28.00	36.00	74.00	33.00	41.00	80.00	403.00
Ansul Diplomat, 3' Floor	20oz.	120/208-240V/60HZ	4500	N/A	L14-30	28.00	36.00	74.00	33.00	41.00	80.00	403.00
Headliner, 3' Counter with Sign	20oz.	120/208-240V/60HZ	5200	N/A	L14-30	28.25	36.00	47.00	37.00	45.00	55.00	300.00
Headliner, 3' Floor with Sign	20oz.	120/208-240V/60HZ	5200	N/A	L14-30	28.25	36.00	73.25	33.00	41.00	80.00	412.00
Diplomat, 3' Counter	32oz.	120/208-240V/60HZ	5685	N/A	14-50	28.00	36.00	50.25	33.00	41.00	58.50	300.00
Diplomat, 3' Floor	32oz.	120/208-240V/60HZ	5685	N/A	14-50	28.00	36.00	74.00	43.00	43.00	80.00	415.00
Diplomat, 3' Floor with Sign	32oz.	120/208-240V/60HZ	5685	N/A	14-50	28.00	36.00	74.00	43.00	43.00	80.00	415.00
ANSUL Diplomat 3' Floor	32oz.	120/208-240V/60HZ	5685	N/A	14-50	28.00	36.00	74.00	43.00	43.00	80.00	420.00
Diplomat, 4' Floor	32oz.	120/208-240V/60HZ	7300	N/A	14-50	32.00	48.00	76.00	39.00	57.00	81.00	525.00
Diplomat, 5' Floor	32oz.	120/208-240V/60HZ	7300	N/A	14-50	32.00	60.00	75.00	38.00	68.00	82.00	540.00
Diplomat/Self-Serve, 4' Counter	32oz.	120/208-240V/60HZ	7300	N/A	14-50	29.00	48.00	54.00	39.00	57.00	64.00	300.00
Twin Diplomat, 6' Floor	2x32oz.	120/208-120/240V/60HZ	Unit 1 = 7550 Unit 2 = 5280	N/A	14-50x2	32.00	72.00	75.00	39.00	82.00	82.00	911.00
Headliner, 3' Counter with Sign	32oz.	120/208-240V/60HZ	6600	N/A	14-50	28.25	36.00	47.00	33.00	41.00	56.00	305.00
Headliner, 3' Floor with Sign	32oz.	120/208-240V/60HZ	6600	N/A	14-50	28.25	36.00	74.00	33.00	41.00	80.00	405.00
MACH 5 Counter	32oz.	120/208-120/240	6185	N/A	14-50	28.00	36.00	53.50	33.00	41.00	58.00	323.00
MACH 5 Floor	32oz.	120/208-120/240	6185	N/A	14-50	28.00	36.00	77.50	43.00	43.00	83.00	445.00
Diplomat, 3' Floor	48oz.	120/208V-120/240V/60HZ	8640	N/A	14-50	28.00	36.00	77.50	43.00	43.00	82.00	450.00
ANSUL Diplomat, Floor	48oz.	120/208V-120/240V/60HZ	8640	N/A	14-50	28.00	36.00	77.50	43.00	43.00	82.00	450.00
MACH 5 Counter	48oz./60oz.	120/208-120/240	7735	N/A	14-50	28.00	36.00	53.50	33.00	41.00	69.50	326.00
MACH 5 Floor	48oz./60oz.	120/208-120/240	7735	N/A	14-50	28.00	36.00	77.50	43.00	43.00	83.00	445.00
Diplomat, 3' Floor	60oz.	120/208V-120/240V/60HZ	8640	N/A	14-50	28.00	36.00	77.50	43.00	43.00	82.00	455.00
ANSUL Diplomat, Floor	60oz.	120/208V-120/240V/60HZ	8640	N/A	14-50	28.00	36.00	77.50	43.00	43.00	82.00	455.00
Twin Diplomat, 6' Floor	2x60oz.	120/208V-120/240V/60HZ	Unit 1 = 8850 Unit 2 = 6520	N/A	2x14-50	32.00	72.00	76.00	39.00	81.00	82.00	911.00
Twin Diplomat, 6' Pop 'N Roll	2x60oz.	120/208V-120/240V/60HZ	Unit 1 = 8850 Unit 2 = 6520	N/A	2x14-50	32.00	72.00	77.50	39.00	81.00	82.00	876.00

Call for 3 phase supply on Twin Poppers.

All Twin Poppers will have two power cords unless requesting 3 phase. Wattages are split between two power cords on twin units.

All total machine watts include the pump watts.

32oz. stainless steel kettles - add 750 watts.

# Large Concession Equipment Specifications

Export – CE Mark Available											
Machine	Kettle	Electrical			Machine Dimensions Centimeters			Ship Dimensions Centimeters			Ship Weight kg
		Voltage	Watts	Amps	Depth	Width	Height	Depth	Width	Height	
Econo-Merchant, Counter	454g	230V/50HZ	3150	13.70	56.52	71.76	93.98	71.12	83.82	101.60	58.96
Merchant, Counter with Sign	454g	230V/50HZ	3300	14.35	57.15	73.03	101.60	71.12	83.82	109.22	68.94
Diplomat, 3' Counter	567g	230/380V/50HZ	4200	N/A	71.12	91.44	127.64	83.82	104.14	139.70	136.00
Diplomat, 3' Floor	567g	230/380V/50HZ	4200	N/A	71.12	91.44	187.96	83.82	104.14	203.20	182.79
Ansul Diplomat, 3' Floor	567g	230/380V/50HZ	4200	N/A	71.12	91.44	187.96	83.82	104.14	203.20	182.79
Headliner, 3' Floor with Sign	567g	230/380V/50HZ	5200	N/A	71.76	91.44	186.06	83.82	104.14	203.20	186.88
MACH 5 Counter	567g.	230/380V/50HZ	6185	N/A	71.12	91.44	145.89	83.82	104.14	176.53	136.07
MACH 5 Floor	567g.	230/380V/50HZ	6185	N/A	71.12	91.44	196.85	109.22	109.22	210.82	201.85
Diplomat, 3' Counter	907g	230/380V/50HZ	5100	N/A	71.12	91.44	127.64	83.82	104.14	148.59	136.00
Diplomat, 3' Floor	907g	230/380V/50HZ	5100	N/A	71.12	91.44	187.96	109.22	109.22	203.20	188.24
Diplomat, 3' Floor with Sign	907g	230/380V/50HZ	5100	N/A	71.12	91.44	187.96	109.22	109.22	203.20	188.24
ANSUL Diplomat 3' Floor	907g	230/380V/50HZ	5100	N/A	71.12	91.44	187.96	109.22	109.22	203.20	190.51
Diplomat/Self-Serve, 3' Counter	907g	230/380V/50HZ	7250	N/A	73.66	121.92	137.16	99.06	144.78	162.56	136.07
Twin Diplomat, 6' Floor	907g	230/380V/50HZ	11900	N/A	81.28	182.88	190.50	99.06	205.74	208.28	413.22
Headliner, 3' Counter with Sign	907g	230/380V/50HZ	6600	N/A	71.76	91.44	119.38	83.82	104.14	142.24	138.35
MACH 5 Counter	907g.	230/380V/50HZ	6185	N/A	71.12	91.44	135.89	83.82	104.14	176.53	136.07
MACH 5 Floor	907g.	230/380V/50HZ	6185	N/A	71.12	91.44	196.85	109.22	109.22	210.82	201.85
Headliner, 3' Floor with Sign	907g	230/380V/50HZ	6600	N/A	71.76	91.44	186.69	83.82	104.14	187.86	183.70
Diplomat, 3' Floor	1.36kg	230/380V/50HZ	8640	N/A	71.12	91.44	196.85	109.22	109.22	208.28	204.12
ANSUL Diplomat, Floor	1.36kg	230/380V/50HZ	8640	N/A	71.12	91.44	196.85	109.22	109.22	208.28	204.12
MACH 5 Counter	1.36g.	230/380V/50HZ	7735	N/A	71.12	91.44	135.89	83.82	104.14	176.53	136.07
MACH 5 Floor	1.36g.	230/380V/50HZ	7735	N/A	71.12	91.44	196.85	109.22	109.22	210.82	201.85
Diplomat, 3' Floor	1.7kg	230/380V/50HZ	8640	N/A	71.12	91.44	196.85	109.22	109.22	208.28	206.38
ANSUL Diplomat, Floor	1.7kg	230/380V/50HZ	8640	N/A	71.12	91.44	196.85	109.22	109.22	208.28	206.38
Twin Diplomat, 6' Floor	2x1.36kg	230/380V/50HZ	Unit 1 =8850 Unit 2 = 6520	N/A	71.12	182.88	193.04	99.06	205.74	208.28	413.22
Twin Diplomat, 6' Pop 'N Roll	2x1.36kg	230/380V/50HZ	Unit 1 =8850 Unit 2 = 6520	N/A	71.12	182.88	196.85	99.06	203.20	208.28	397.34

Call for 3 phase supply on Twin Poppers.

All Twin Poppers will have two power cords unless requesting 3 phase.

All total machine watts include the pump watts

Add 433 watts for Ventless Hood option

Contact Cretors for machine agency approval listings



Machine Bases North America							
Machine	Machine Dimensions Inches			Ship Dimensions Inches			Ship Weight lb
	Depth	Width	Height	Depth	Width	Height	
Econo-Merchant and Merchant Stainless Steel Base	22.00	28.00	29.00	28.00	34.00	33.50	78.00
Diplomat Stainless Steel Base	28.00	36.00	29.00	33.00	41.00	41.00	145.00
Headliner Stainless Steel Base	28.00	36.00	29.00	33.00	41.00	38.00	145.00

Machine Bases Metric Dimensions							
Machine	Machine Dimensions Centimeters			Ship Dimensions Centimeters			Ship Weight kg
	Depth	Width	Height	Depth	Width	Height	
Econo-Merchant and Merchant Stainless Steel Base	55.88	71.12	73.66	71.12	86.36	85.09	33.38
Diplomat Stainless Steel Base	71.12	91.44	73.66	83.82	104.14	104.14	65.77
Headliner Stainless Steel Base	71.12	91.44	73.66	96.52	111.76	88.90	66.68



## Large Concession Equipment

### 12oz., 20oz., 32oz., 48oz. and 60oz. Electric and Gas Pedestal Poppers

**T**he kettle is heart of the machine and the hardest working component of any popper. Our versatile pedestal poppers can be mounted in a cabinet or on a table to give you the type of popcorn production you require. It can also be built directly into custom millwork. Available in gas or electric power, you are sure find what you are looking for with Cretors.

**Ideal for theaters, shopping malls, universities, park districts, supermarkets, stadiums and arenas.**

#### Electric Giant Key Features

- Stainless steel or nickel plated all steel kettle
- One-Piece Kettle Design
- Direct-Oil Feed
- Digital temperature controller

#### Options

- One-Pop (Patented)
  - One-Pop with Counter (Patented)
  - Salt/Sugar Switch
- (See page 16 for more details)



#### Electric Pedestal Popper

- 20oz., 32oz., 48oz., and 60oz.

#### Cretors exclusive One-Piece Kettle design features:

- Direct inject oil feed, virtually eliminates oil tube misalignment leading to messy oil spills.
- Kettle cover comes apart easily with tab and pin design for easy cleaning. Tools are not necessary.
- Improved raised pan center prevents oil leakage into motor.



12 oz.	240 one ounce servings per hour
20 oz.	400 one ounce servings per hour
32 oz.	640 one ounce servings per hour
48 oz.	960 one ounce servings per hour
60 oz.	1,200 one ounce servings per hour



### **Gas Giant Key Features**

- Stainless steel or nickel plated all steel kettle
  - One-Piece Kettle Design
  - Digital Temperature Control
  - Propane or natural gas
  - Safety Pilot
  - Direct Oil Feed
  - Stainless Steel welded pedestal cabinet
  - Requires small amount of electrical power.
- Contact your Cretors representative for further details.

### **Gas Pedestal Popper**

- 12oz., 32oz., and 60oz.





## Large Concession Equipment

**20oz., 32oz., 48oz. and 60oz. Electric & Gas Pedestal Poppers**

**P**laced in a cabinet, these pedestal kettles produce ready-to-eat popcorn in any dramatic up-front location.

**Ideal for theaters, amusement parks, retail stores, stadiums and arenas.**

### President Cabinets

#### Key Features

- Accepts electric poppers only
- Stainless steel cabinet
- Internal cabinet heat lamps
- Stainless steel receiving tray with heating element
- 50lb. corn bin
- Recessed storage bin
- Exclusive circulating Conditioner System
- Serving tool kit included
- Available in 4ft., 5ft., 6ft. and 6ft. Twin sizes

#### Custom Options

- Dual Controls kettle dump permits operation of machine from either customer or operator sides
- ANSUL Fire Suppression
- Ventless Hood
- Integrated Pump
- Bag Filler
- Corn Guard Shoot
- Fan Control
- Sliding NSF Doors available on 4ft., 5ft., and 6ft. models
- Front/Rear operation
- Short side glass
- Caramelizer
- No Top
- One-Pop (Patented)
- One-Pop with Counter (Patented)
- Salt/Sweet Switch
- Stainless Steel Pan
- 100lb. corn bin
- Plain stainless steel top
- Red Neon Sign (120V only)
- Red & White Neon Sign
- Red & White Neon Sign Blinking
- Light Box Only



**4ft., 5ft. & 6ft. Enclosed President**



**6ft. Twin Enclosed President**



### 6ft. Twin President without top

Twin Enclosed President without the top utilizes existing built-in exhaust systems in popcorn production areas.

- Side panels extend to the full height of an Enclosed President
- Includes vinyl sneeze guards
- Easily installs under built-in ceiling exhaust systems



### Open Top 5ft. President

- Excellent choice for covered outdoor stadiums and other covered outdoor applications.
- Stainless steel cabinet
- Deep recessed storage bin with exclusive conditioner system provides large volume corn storage.

### Pedestal Popper Options

(see page 16 for more details)

#### ◆ Stainless Steel Kettle

**Available for 32oz. and 60oz. kettles.**

- Stainless steel durability built directly into the kettle, and will never rust.
- Stainless steel durability is superior to other surfaces and is not damaged by carbon remover or kettle cleaner.
- Improved heat transfer technology evenly heats the bottom of the kettle, creating a more uniform popping surface temperature that heats up quickly, maximizing corn expansion.

#### ◆ Salt/Sweet Switch:

With a single switch, change between "salted" and "sweet" corn production.

#### ◆ Patented One-Pop:

With a single push of a button, the kettle will heat, pop a batch of corn and turn itself off after one popping cycle. Improves safety, saves energy and reduces smoke and burned popcorn.

#### ◆ Patented One-Pop with Counter:

Ideal for any situation where the number of popping cycles needs to be recorded. Perfect for profit sharing programs or calculating corn usage.

#### ◆ Custom cabinets are available

Contact your Cretors representative for more information.

#### ◆ ANSUL Fire Suppression System

(see page 13 for more details)

#### ◆ Bin Elevator:

Drops bottom of bin down to increase storage capacity in cabinet

#### ◆ Popit N' Topit:

Brings the topper inside the machine, freeing up counterspace.

### Enclosed Cabinet Sign Options



Back-lit fluorescent sign



Neon sign—Available in red, red/white still or flashing mode.



Programmable LED Sign

## Large Concession Equipment

### *20oz., 32oz., 48oz. and 60oz. Electric and Gas Pedestal Poppers, Popping Plants and Table Options*

If backroom production is what you need, simply install the pedestal kettle onto one of our Knock Down Tables. Match the kettle size (20oz., 32oz., 48oz. or 60oz.) with the perfect size table for your operation. Taking versatility a step further, add a Cretors Caramelizer to the table to create a caramelizing plant. The possibilities are endless as you expand your product line to include savory popcorn as well as candy and caramel coated popcorn!



#### **3.5ft. Knock Down Table**

- Shown assembled
- Ideal for a big popper in limited space
- Stainless steel construction
- One shelf for pedestal popper installation

#### **Tables**

##### **Key Features**

- Rust proof stainless steel construction
- Accepts both electric and gas poppers
- 50lb. corn bin
- Serving tool kit included
- Knock Down Table design
- Available in 3.5ft., 4.5ft., 6ft., and 7ft. Twin sizes

##### **Custom Options**

- Dual Control and Kettle Dump
- 2nd Shelf addition
- Caramelizer (CMD 25 or CMD 50)
- Right hand or left hand operation
- Twin Cooling bin with fan
- Corn guard shoot
- 100lb. corn bin
- Pump Caddy
- Accommodates gas and electric poppers



#### **4.5ft. Knock Down Table**

- Shown assembled
- Larger than the 3.5ft. table, this table provides more storage space





### **6ft. Knock Down Table**

- Shown assembled
- Built for increased storage
- One shelf for pedestal popper installation
- Second shelf and popper or caramelizer can be added as required



### **7ft. Twin Knock Down Table**

- Shown assembled
- Most versatile popper design
- Two shelves for installation of either two pedestal poppers or combination of pedestal popper and caramel coater



### **Two Wheel Cart for Gas Pedestal Popper**

- Accommodates 12oz. Gas Popper
- Welded wagon base
- Powder coated finish



### **G60 Cart**

Shown assembled

Takes large scale popcorn production to the next level! Our pedestal popper is now self-contained and will easily move to where the profits are!

- Built for gas popper
- Side support holds gas tank
- Storage area for supplies
- Powder coated finish
- Shown with optional canopy

# Large Concession Equipment Specifications

## Electric Pedestal Poppers

North America											
Machine	Kettle	Electrical			Machine Dimensions			Ship Dimensions			Ship Weight lbs
		Voltage	Watts	NEMA Plug	Depth	Inches Width	Height	Depth	Inches Width	Height	
Electric Giant	20oz.	120/208V-120/240V/60HZ	3800	L14-30	10.50	10.50	27.50	25.00	27.00	34.00	95.00
Electric Giant	32oz.	120/208V-120/240V/60HZ	5200	14-50	18.00	23.00	32.50	25.00	27.00	34.00	108.00
*Electric Giant/OEM	32oz.	120/208V-120/240V/60HZ	5200	14-50	18.00	23.00	32.50	25.00	27.00	34.00	113.00
Electric Giant	48oz./60oz.	120/208V-120/240V/60HZ	6800	14-50	18.00	23.00	32.50	25.00	27.00	34.00	113.00
*Electric Giant/OEM	48oz./60oz.	120/208V-120/240V/60HZ	6800	14-50	18.00	23.00	32.50	25.00	27.00	34.00	118.00

Metric – CE Mark Available											
Machine	Kettle	Electrical			Machine Dimensions			Ship Dimensions			Ship Weight kg
		Voltage	Watts		Depth	Centimeters Width	Height	Depth	Centimeters Width	Height	
Electric Giant	567g	230/380V/50HZ	3800		26.67	26.67	69.85	63.50	68.58	86.36	43.09
Electric Giant	907g	230/380V/50HZ	5200		45.72	58.42	82.88	63.50	68.58	88.36	88.99
*Electric Giant/OEM	907g	230/380V/50HZ	5200		45.72	58.42	82.55	63.50	68.58	88.36	51.25
Electric Giant	1.36kg/1.70kg	230/380V/50HZ	6800		45.72	58.42	82.55	63.50	68.58	86.36	51.26
*Electric Giant/OEM	1.36kg/1.70kg	230/380V/50HZ	6800		45.72	58.42	82.55	63.50	68.58	86.36	53.52

Open Top President North America											
Machine	Kettle	Electrical			Machine Dimensions			Ship Dimensions			Ship Weight lbs
		Voltage	Watts	NEMA Plug	Depth	Inches Width	Height	Depth	Inches Width	Height	
Open Top (Stadium) 5' President	20oz.	120/208-120/240V/60HZ	5100	L14-30	28.00	60.00	63.00	39.00	69.00	71.00	509.00
Open Top (Stadium) 5' President	32oz.	120/208-120/240V/60HZ	6650	14-50	28.00	60.00	63.00	39.00	69.00	71.00	509.00
Open Top (Stadium) 5' President	48oz.	120/208-120/240V/60HZ	8200	14-50	28.00	60.00	63.00	39.00	69.00	71.00	520.00
Open Top (Stadium) 5' President	60oz.	120/208-120/240V/60HZ	8200	14-50	28.00	60.00	63.00	39.00	69.00	71.00	520.00

All Twin Poppers will have two power cords unless requesting 3 phase.

All total machine watts include pump.

\*OEM Poppers are designed with an extra set of switches that control other cabinet features (fan and lights).

All Giant poppers available in left hand or right hand dump.

## Electric Popper Cabinet Options

Open Top President Metric – CE Mark Available										
Machine	Kettle	Electrical		Machine Dimensions			Ship Dimensions			Ship Weight kg
		Voltage	Watts	Depth	Width	Height	Depth	Width	Height	
Open Top (Stadium) 5' President	567g	230/380V/50HZ	5100	71.12	152.40	160.02	99.06	175.26	180.34	230.88
Open Top (Stadium) 5' President	907g	230/380V/50HZ	6650	71.12	152.40	160.02	99.06	175.26	180.34	230.88
Open Top (Stadium) 5' President	1.36kg	230/380V/50HZ	8200	71.12	152.40	160.02	99.06	175.26	180.34	235.86
Open Top (Stadium) 5' President	1.70kg	230/380V/50HZ	8200	71.12	152.40	160.02	99.06	175.26	180.34	235.86

Enclosed President North America											
Machine	Kettle	Electrical		NEMA Plug	Machine Dimensions			Ship Dimensions			Ship Weight lbs
		Voltage	Watts		Depth	Width	Height	Depth	Width	Height	
5' Enclosed President	20oz.	120/208-120/240V/60HZ	5100	L14-30	28.00	60.00	75.00	37.00	67.00	82.00	520.00
4' Enclosed President	32oz.	120/208-120/240V/60HZ	7150	14-50	28.00	48.00	75.00	39.00	57.00	82.00	528.00
5' Enclosed President	32oz.	120/208-120/240V/60HZ	6650	14-50	28.00	60.00	75.00	39.00	69.00	82.00	533.00
5' President No Top	32oz.	120/208-120/240V/60HZ	6250	14-50	28.00	60.00	66.25	39.00	69.00	72.00	490.00
6' Enclosed Twin President - two cords	2x32oz.	120/208-120/240V/60HZ	Unit 1 = 6800 Unit 2 = 5250	14-50	28.00	72.00	76.00	39.00	84.00	82.00	872.00
6' Twin President No Top	2x32oz.	120/208-120/240V/60HZ	Unit 1 = 6400 Unit 2 = 5250	14-50	28.00	72.00	66.50	39.00	84.00	72.00	675.00
5' Enclosed President	48oz.	120/208-120/240V/60HZ	8700	14-50	28.00	60.00	75.00	38.00	67.00	82.00	546.00
5' President No Top	48oz.	120/208-120/240V/60HZ	8000	14-50	28.00	60.00	66.50	39.00	69.00	72.00	495.00
6' Enclosed Twin President - two cords, with Sign	2x48oz.	120/208-120/240V/60HZ	Unit 1 = 8350 Unit 2 = 6800	14-50	28.00	72.00	76.00	39.00	84.00	82.00	872.00
6' Twin President No Top	2x48oz.	120/208-120/240V/60HZ	Unit 1 = 8350 Unit 2 = 6800	14-50	28.00	72.00	66.50	39.00	84.00	72.00	780.00
5' President No Top	60oz.	120/208-120/240V/60HZ	8000	14-50	28.00	60.00	66.50	39.00	69.00	72.00	546.00
6' Twin President No Top	2x60oz.	120/208-120/240V/60HZ	Unit 1 = 8350 Unit 2 = 6800	14-50	28.00	72.00	70.00	39.00	84.00	82.00	780.00
5' Enclosed President	60oz.	120/208-120/240V/60HZ	8000	14-50	28.00	60.00	76.00	39.00	69.00	82.00	546.00
5' Enclosed President No Top	60oz.	120/208-120/240V/60HZ	8200	14-50	28.00	60.00	66.50	39.00	69.00	72.00	490.00
6' Enclosed Twin President with Sign	2x60oz.	120/208-120/240V/60HZ	Unit 1 = 8350 Unit 2 = 6800	14-50	28.00	72.00	76.00	39.00	84.00	82.00	872.00
6' Enclosed Twin President No Top	2x60oz.	120/208-120/240V/60HZ	Unit 1 = 8350 Unit 2 = 6800	14-50	28.00	72.00	66.50	39.00	84.00	72.00	780.00

Call for 3 phase supply on Twin Poppers.

All Twin Poppers will have two power cords unless requesting 3 phase.

\*OEM Poppers are designed with an extra set of switches that control other cabinet features (fan and lights).

Add 433 watts for Ventless Hood.



# Large Concession Equipment Specifications

## Electric Popper Cabinet Options

Enclosed President Metric CE Mark Available Electrical				Machine Dimensions Centimeters			Ship Dimensions Centimeters			Ship Weight kg
Machine	Kettle	Voltage	Watts	Depth	Width	Height	Depth	Width	Height	
4' Enclosed President	907g	230/380V/50HZ	6650	71.12	121.92	190.5	99.06	144.78	208.28	235.87
5' Enclosed President	907g	230/380V/50HZ	6650	71.12	152.40	190.5	99.06	175.26	208.28	241.76
5' President No Top	907g	230/380V/50HZ	6250	71.12	152.40	168.26	99.06	175.26	182.89	222.26
6' Enclosed Twin President - two cords	2x907g	230/380V/50HZ	Unit 1= 6800 Unit 2= 5250	71.12	182.88	193.04	99.06	213.36	225.26	395.53
6' Twin President No Top	2x1.36kg	230/380V/50HZ	Unit 1= 6400 Unit 2= 5250	71.12	182.88	168.91	99.06	213.36	182.89	306.17
5' Enclosed President	1.36kg	230/380V/50HZ	8200	71.12	152.40	190.50	96.52	170.18	208.28	247.66
5' President No Top	1.36kg	230/380V/50HZ	8000	71.12	152.40	165.91	99.06	175.26	182.98	224.53
6' Enclosed Twin President - two cords, with Sign	2x1.36kg	230/380V/50HZ	Unit 1= 8350 Unit 2= 6800	71.12	182.88	193.04	99.06	213.36	208.28	395.53
6' Twin President No Top	2x1.36kg	230/380V/50HZ	Unit 1= 8350 Unit 2= 6800	71.12	182.88	168.91	99.06	213.36	182.88	353.80
5' President No Top	1.7kg	230/380V/50HZ	8000	71.12	152.40	177.80	99.06	175.26	182.88	247.66
6' Twin President No Top	2x1.7kg	230/380V/50HZ	14750	71.12	182.88	177.80	99.06	213.36	208.28	353.80
5' Enclosed President	1.7kg	230/380V/50HZ	8200	71.12	152.40	193.04	99.06	175.26	208.28	247.70
5' Enclosed President No Top	1.7kg	230/380V/50HZ	8200	71.12	152.40	177.80	99.06	175.26	182.88	222.26
6' Enclosed Twin President with Sign	2x1.7kg	230/380V/50HZ	Unit 1= 8350 Unit 2= 6800	71.12	182.88	193.04	99.06	213.36	208.28	395.53

Call for 3 phase supply on Twin Poppers.

All Twin Poppers will have two power cords unless requesting 3 phase.

\*OEM Poppers are designed with an extra set of switches that control other cabinet features (fan and lights).

Add 433 Watts for Ventless Hood.

## Electric Popper Knock Down Tables and Table Options

Knock Down Tables North American				
Machine	Ship Dimensions Inches			Ship Weight lb
	Depth	Width	Height	
3.5' Knock Down Table Unassembled	38.00	46.50	12.00	123.00
4.5' Knock Down Table Unassembled	38.00	46.50	12.00	165.50
6' Knock Down Table Unassembled	38.00	65.00	12.00	160.00
7' Twin Knock Down Table Unassembled	38.00	65.00	12.00	180.00

Knock Down Tables Metric				
Machine	Ship Dimensions Centimeters			Ship Weight kg
	Depth	Width	Height	
3.5' Knock Down Table Unassembled	96.52	118.11	30.48	55.79
4.5' Knock Down Table Unassembled	96.52	118.11	30.48	74.84
6' Knock Down Table Unassembled	96.52	165.10	30.48	72.57
7' Twin Knock Down Table Unassembled	96.52	165.10	30.48	81.65

## Electric Popper Knock Down Table Options

North America											
Machine	Electrical				Machine Dimensions Inches			Ship Dimensions Inches			Ship Weight lbs
	Kettle	Voltage	Watts	NEMA Plug	Depth	Width	Height	Depth	Width	Height	
Giant on 3.5' Table	20oz.	120/208-120/240V/60HZ	3800	L14-30	33.50	42.00	61.00	39.00	48.50	66.00	270.00
Giant on 4.5' Knock Down Table	20oz.	120/208-120/240V/60HZ	3800	L14-30	39.50	53.00	61.50	39.00	57.50	66.00	300.00
Giant on 6' Knock Down Table	20oz.	120/208-120/240V/60HZ	3800	L14-30	33.25	68.50	61.50	39.00	77.00	66.00	390.00
Twin Giants on 7' Knock Down Table - two cords	2x20oz.	120/208-120/240V/60HZ	7600	L14-30	33.25	79.50	61.50	38.00	87.00	66.50	565.00
Giant on 3.5' Knock Down Table	32oz.	120/208-120/240V/60HZ	5250	14-50	33.50	42.00	61.00	39.00	48.00	66.00	270.00
Giant on 4.5' Knock Down Table	32oz.	120/208-120/240V/60HZ	5250	14-50	30.50	53.00	61.50	39.00	57.50	65.00	300.00
Giant on 6' Knock Down Table	32oz.	120/208-120/240V/60HZ	5250	14-50	33.25	70.00	61.50	39.00	77.00	68.00	390.00
Twin Giants on 7' Twin Knock Down Table - two cords	2x32oz.	120/208-120/240V/60HZ	10550	14-50	33.25	81.00	61.50	37.00	87.00	66.00	565.00
Giant on 3.5' Knock Down Table	48oz.	120/208-120/240V/60HZ	6800	14-50	33.50	42.00	61.00	39.00	49.00	66.00	273.00
Giant on 4.5' Knock Down Table	48oz.	120/208-120/240V/60HZ	6800	14-50	33.50	53.00	61.50	39.00	57.50	65.00	300.00
Giant on 6' Knock Down Table	48oz.	120/208-120/240V/60HZ	6800	14-50	33.25	69.50	61.50	39.00	77.00	68.00	391.00
Twin Giants on 7' Twin Knock Down Table - two cords	2x48oz.	120/208-120/240V/60HZ	13600	14-50	33.25	81.00	61.50	37.00	87.00	66.00	565.00
Giant on 6' Knock Down Table	60oz.	120/208-120/240V/60HZ	6800	14-50	33.25	69.50	61.50	39.00	77.00	68.00	391.00
Twin Giant on 7' Twin Knock Down Table	2x60oz.	120/208-120/240V/60HZ	13600	14-50	33.50	81.00	61.50	37.00	85.00	66.50	565.00

Metric - CE Mark Available											
Machine	Kettle	Electrical		Machine Dimensions Centimeters			Ship Dimensions Centimeters			Ship Weight kg	
		Voltage	Watts	Depth	Width	Height	Depth	Width	Height		
Giant on 3.5' Knock Down Table	567g	230/380V/50HZ	3800	85.09	106.68	154.94	99.06	123.20	167.64	122.46	
Giant on 4.5' Knock Down Table	567g	230/380V/50HZ	3800	88.09	134.62	156.21	99.06	146.05	167.64	136.08	
Giant on 6' Knock Down Table	567g	230/380V/50HZ	3800	84.45	172.72	156.21	99.06	195.58	167.64	176.90	
Twin Giants on 7' Table -	2x567g	230/380V/50HZ	7600	84.45	201.93	156.21	96.52	220.98	168.91	256.28	
Giant on 3.5' Knock Down Table	907g	230/380V/50HZ	5250	85.09	106.68	154.94	99.06	121.92	167.64	122.46	
Giant on 4.5' Knock Down Table	907g	230/380V/50HZ	5250	85.09	134.62	156.21	99.06	146.05	165.10	136.08	
Giant on 6' Knock Down Table	907g	230/380V/50HZ	5250	84.45	177.80	156.21	99.06	195.58	172.72	176.90	
Twin Giants on 7' Twin Knock Down - two cords	2x907g	230/380V/50HZ	10550	84.45	205.74	156.21	93.98	220.98	167.64	256.28	
Giant on 3.5' Knock Down Table	1.3kg	230/380V/50HZ	6800	85.09	106.68	154.94	99.06	124.46	167.64	123.83	
Giant on 4.5' Knock Down Table	1.3kg	230/380V/50HZ	680	88.09	134.62	156.21	99.06	146.05	165.10	136.08	
Giant on 6' Knock Down Table	1.3kg	230/380V/50HZ	6800	84.45	176.53	156.21	99.06	195.58	172.72	177.35	
Twin Giants on 7' Twin Knock Down - two cords	2x1.3kg	230/380V/50HZ	13600	84.45	205.74	156.21	93.98	220.98	167.64	256.28	
Giant on 6' Knock Down Table	1.70kg	230/380V/50HZ	6800	84.45	176.53	156.21	99.06	195.58	172.72	177.35	
Twin Giants on 7'Twin Knock Down Table	2x1.70kg	230/380V/50HZ	13600	88.09	205.74	156.21	93.98	215.00	168.91	256.28	

# Large Concession Equipment Specifications

## Gas Pedestal Poppers

North America												
Machine	Kettle	Voltage	Electrical			Machine Dimensions Inches			Ship Dimensions Inches			Ship Weight lbs
			Watts	BTU	NEMA Plug	Depth	Width	Height	Depth	Width	Height	
Gas Giant, Propane	12oz.	120V/60HZ	100	13,000	5-15	12.00	14.00	24.00	15.00	16.00	25.00	29.00
Gas Giant, Propane With 12V Battery	12oz.	12V DC	100	13,000		12.00	14.00	24.00	15.00	16.00	25.00	29.00
Gas Popper on Cart	12oz.	12V DC	100	13,000		18.00	44.00	56.00	28.00	47.00	61.00	185.00
Gas Giant, Propane	32oz.	120V/60HZ	160	31,000	5-15	24.50	19.00	32.00	25.00	27.00	34.50	104.00
Gas Giant, Natural	32oz.	120V/60HZ	160	31,000	5-15	24.50	18.75	32.00	25.00	27.00	34.50	104.00
Gas Giant/Equipped for Pump, Propane	32oz.	120V/60HZ	160	31,000	5-15	24.50	19.00	32.00	25.00	27.00	34.50	104.00
Gas Giant/Equipped for Pump, Natural	32oz.	120V/60HZ	160	31,000	5-15	24.50	18.75	32.00	25.00	27.00	34.50	104.00
Gas Giant, Propane	60oz.	120V/60HZ	160	50,000	5-15	21.00	21.00	33.50	25.00	27.00	34.50	105.00
Gas Giant, Natural	60oz.	120V/60HZ	160	50,000	5-15	21.25	21.00	33.00	25.00	27.00	34.50	115.00
Gas Giant/Equipped for Pump, Propane	60oz.	120V/60HZ	160	50,000	5-15	20.25	21.00	34.00	25.00	27.00	34.50	105.00
Gas Giant/Equipped for Pump, Natural	60oz.	120V/60HZ	160	50,000	5-15	21.25	21.00	33.00	25.00	27.00	34.50	115.00

Metric												
Machine	Kettle	Voltage	Electrical		BTU	Machine Dimensions Centimeters			Ship Dimensions Centimeters			Ship Weight kg
			Watts			Depth	Width	Height	Depth	Width	Height	
Gas Giant, Propane With 12V Battery	340g	12V DC	100		13,000	30.48	35.56	60.96	38.10	40.64	63.50	83.91
Gas Popper on Cart	340g	12V DC	100		13,000	45.72	111.76	142.24	71.12	119.38	154.94	90.72
Gas Giant, Propane	907g	230V/50HZ	160		31,000	62.23	48.26	81.28	63.50	68.58	87.63	47.17
Gas Giant, Natural	907g	230V/50HZ	160		31,000	62.23	47.63	81.28	63.50	68.58	87.63	47.17
Gas Giant/Equipped for Pump, Propane	907g	230V/50HZ	160		31,000	62.23	48.26	81.28	63.50	68.58	87.63	47.17
Gas Giant/Equipped for Pump, Natural	907g	230V/50HZ	160		31,000	62.23	47.63	81.28	63.50	68.58	87.63	47.17
Gas Giant, Propane	1.70kg	230V/50HZ	160		50,000	43.82	55.88	81.28	53.34	68.58	85.09	47.63
Gas Giant, Natural	1.70kg	230V/50HZ	160		50,000	43.82	55.88	81.28	53.98	68.58	83.82	52.16
Gas Giant/Equipped for Pump, Propane	1.70kg	230V/50HZ	160		50,000	43.82	55.88	81.28	63.50	68.58	87.63	47.63
Gas Giant/Equipped for Pump, Natural	1.70kg	230V/50HZ	160		50,000	43.82	55.88	81.28	53.98	68.58	83.82	52.16

## Gas Pedestal Poppers & Table Options

North America												
Machine	Kettle	Electrical				Machine Dimensions Inches			Ship Dimensions Inches			Ship Weight lbs
		Voltage	Watts	BTU	NEMA Plug	Depth	Width	Height	Depth	Width	Height	
Gas Giant on 3.5' Knock Down Table, Natural	32oz.	120V/60HZ	160	31,000	5-15	33.25	47.00	61.00	39.00	50.50	66.00	286.00
Gas Giant on 3.5' Knock Down Table, Propane	32oz.	120V/60HZ	160	31,000	5-15	33.25	47.00	61.00	39.00	50.50	66.00	286.00
Gas Giant on 6' Knock Down Table, Propane	2x32oz.	120V/60HZ	160	31,000	5-15	33.25	72.00	61.50	39.00	80.00	69.00	365.00
Twin Gas Giant on 7' Knock Down Table, Natural	60oz.	120V/60HZ	320	62,000	5-15x2	33.55	102.00	61.50	39.00	104.50	68.00	550.00
Gas Giant on 3.5' Knock Down Table, Natural		120V/60HZ	160	50,000	5-15	33.25	47.00	62.00	39.00	53.50	66.00	286.00
Gas Giant on 3.5' Knock Down Table, Propane	60oz.	120V/60HZ	160	50,000	5-15	33.25	47.00	62.00	39.00	53.50	66.00	286.00
Gas Giant on 6' Knock Down Table, Propane	60oz.	120V/60HZ	160	50,000	5-15	33.25	72.00	61.50	39.00	80.00	69.00	365.00
Twin Gas Giant on 7' Knock Down Table, Natural	2x60oz.	120V/60HZ	320	100,000	5-15x2	33.25	92.00	63.00	39.00	96.00	70.00	587.00

Metric												
Machine	Kettle	Electrical				Machine Dimensions Centimeters			Ship Dimensions Centimeters			Ship Weight kg
		Voltage	Watts	BTU		Depth	Width	Height	Depth	Width	Height	
Gas Giant on 3.5' Knock Down Table, Propane	907g	230/380V/50HZ	160	31,000		84.46	119.38	154.94	99.06	128.27	167.64	129.72
Twin Gas Giant on 7' Knock Down Table, Propane	2x907g	230/380V/50HZ	320	62,000		85.09	259.08	156.21	99.06	265.43	172.72	256.28
Gas Giant on 3.5' Knock Down Table, Propane	1.70kg	230/380V/50HZ	160	50,000		84.46	119.38	157.48	99.06	135.89	167.64	129.72
Twin Gas Giant on 7' Knock Down Table, Propane	2x1.70kg	230/380V/50HZ	320	100,000		84.46	233.68	160.02	99.06	243.84	177.80	266.26

Contact Cretors for machine agency approval listings



## Cornditioners & Display Cabinets



**C**omplete your popcorn production system with Cretors Cornditioner and Display Cabinets. Many times concession areas require warming capabilities and/or added storage. Our sleek yet practical cornditioners and display cabinets are the perfect addition and helps to save energy at the same time.

**Ideal for concession areas that require added storage and warming capabilities.**



### Diplomat Showcase

- Exclusive Cornditioner System recirculates air to keep corn dry and crisp
- Two adjustable wire shelves
- Sliding doors on one or both sides provide easy access in to cabinet while creating a Self-Service or Pass-Through design
- Back-lit fluorescent sign
- Lighted sign options include red neon, red & white neon, or red and white blinking neon See page 23 for more details.
- Optional wing style or stainless steel doors available
- Optional mirrored sides
- Optional customer Pass-Through design



### Modular Showcase

Our modular design works well in locations where self-service or pass-through service is desired.

- Exclusive Cornditioner System recirculates air to keep corn dry and crisp
- Modular lighted sign can be positioned on customer or operator sides for optimal merchandising.
- External Halogen lights for maximum illumination
- Two adjustable wire shelves
- Sliding doors on one or both sides provide easy access into cabinet while creating a self-service or pass through design
- Rounded corners give the cabinet a stylized look



### Combination Showcase Cornditioner Cabinet

Easy to load and store combination. We stacked these cornditioner cabinets to utilize bulk storage along with packaged items. Place this cornditioner cabinet combination behind the counter for in-counter back bar applications.

- Suited for Pass-Through, Self-Serve and In-Counter Back Bar applications
- Load and serve from both sides
- Optional second door on customer side of the Modular Warmer for Self-Serve applications



**Diplomat Self-Serve Cornditioner**

Visit our web site at [www.Cretors.com](http://www.Cretors.com)

### **Diplomat Self-Serve Cornditioner**

#### **Key Features**

Designed with self-service in mind, this cornditioner is built with two customer-controlled augers that dispense popcorn, and an integrated butter topper that dispenses topping. Two customers can serve themselves at once. Ideal for cafeteria settings or any time refills are offered or self-serve concession design is desired.

- Exclusive Cornditioner System recirculates air to keep corn dry and crisp
  - Two serving stations
  - Built in Topper
  - Fluorescent lighted sign
  - Lighted sign options include LED, red neon, red and white neon, or red and white blinking neon
- See page 23 for more details.



### **Bulk Cabinet**

- Two drop shelves; top shelf provides easy product loading, bottom used for serving product
- Exclusive Cornditioner system recirculates air to keep product dry and crisp
- Unique rear load design provides automatic product rotation
- Clean-out drawer
- Optional divider
- Signs: Nacho, Peanuts, Snacks

### **Sign Options**



Front view

### **Portion Pak Cabinet**

- Holds up to 80-3.5oz. cups
- Nacho sign
- Custom air flow design that eliminates overheated cheese cups



### **Tray Cabinet**

- Holds 20 standard nacho trays
- Three adjustable wire racks
- Lighted Nacho sign
- Customer service side available



## Nacho Chip Case

- Holds up to 10 lbs. of nacho chips
- Access 6in. x 8in. opening
- Top load design



## Popcorn Cabinet

- Holds 56 oz. of popped corn
- Access 6in. x 8in. opening
- Top load design



## Más Grande Snack Cabinet

- Cornditioner System
- Four adjustable wire racks
- Internal lighting



## Pretzel Cabinet

- Rotating rack



## Churro Cabinet

- Rotating rack





**20in. Counter Showcase Cornditioner**

**Counter Showcase  
Key Features**

- Stainless steel construction
- Recirculating Cornditioner System

**Styles and Finishes**

- Available as 20in. with One door
- Available as 36in. with One door
- Available as 48in. with One door
- Available as 48in. with Three doors

**Options**

- All stainless steel
- Integrated topper (see page 38 for topper)
- Mirror sides
- Adjustable dividers for 36in. and 48in. cabinets



**36in. and 48in. Counter  
Showcase Cornditioner**

- Holds salted, cheese and caramel corn



**48in. Counter Showcase Cornditioner with Three Doors**

- Two permanent glass dividers create three compact storage bins inside this 48in. warmer. Three separate products can be warmed and stored simultaneously.
- Three individual doors provide easy access into the storage bins.
- Removable heating unit is located on operator side of warmer for easy access to controls and heat elements.

See page 38 for Integrated Topper option.



Docking Station Plug

**Mobile Roc N' Roll Cornditioner** (patent 6,123,111)

- Rolling Design
- Halogen lights
- Corn is popped directly into the stainless steel Roc N' Roll Cornditioner and is wheeled to serving site
- Product is not handled during transport
- Cornditioner holds up to 15 lbs. of popped corn
- Automatically unplugs from popper and can be plugged directly into the concession stand for continuous warming with power docking system
- Angled cabinet design on operator side makes serving product easy
- Sliding protective lid provides easy access
- Ideal for remote merchandising
- Use with Cretors exclusive Pop N' Roll Popper
- Can be used independently of popper.



# Cornditioners & Display Cabinet Specifications

Cornditioner & Display Cabinet North America											
Machine	Electrical				Machine Dimensions			Ship Dimensions			Ship Weight lbs
	Voltage	Watts	Amps	NEMA Plug	Depth	Inches Width	Height	Depth	Inches Width	Height	
Diplomat Showcase, Sliding Doors	120V/60HZ	2000	16.7	L14-30	28.00	36.00	43.25	33.00	41.00	55.00	225.00
Self Serve Diplomat	120V/60HZ	1450	12.1	5-20	29.00	48.00	58.00	39.00	57.00	68.00	428.00
36" Modular Showcase , Sliding Doors Single Sign	120V/60HZ	1490	12.4	5-20	24.50	36.00	51.00	33.00	41.00	55.00	197.00
36" Counter Showcase, Glass Front and Top	120V/60HZ	950	7.9	5-15	30.00	36.00	27.00	33.00	41.00	34.00	190.00
36" Counter Showcase, All Stainless Steel (No Glass)	120V/60HZ	950	7.9	5-15	30.00	36.00	27.00	33.00	41.00	34.00	178.00
36" Counter Showcase with Interior Mirrors	120V/60HZ	950	7.9	5-15	30.00	36.00	27.00	33.00	41.00	34.00	190.00
48" Counter Showcaser, Glass Front and Top	120V/60HZ	950	7.9	5-15	30.00	48.00	27.00	33.00	53.00	34.00	230.00
48" Counter Showcase, All Stainless Steel (No Glass)	120V/60HZ	950	7.9	5-15	30.00	48.00	27.00	33.00	53.00	34.00	215.00
48" Counter Showcase, with Interior Mirrors	120V/60HZ	950	7.9	5-15	30.00	48.00	27.00	33.00	53.00	34.00	230.00
48" Counter Showcase 3 Door	120V/60HZ	950	7.9	5-15	30.00	48.00	27.00	33.00	53.00	34.00	253.00
Mobile Roc 'N Roll with sliding top, glass front, lights	120V/60HZ	1310	10.9	5-15	26.00	30.00	30.50	33.00	34.00	36.00	150.00
Portion Pak with Nacho Sign	120V/60HZ	425	3.5	5-15	16.50	13.00	19.00	17.00	21.00	25.00	45.00
Tray with Nacho Sign	120V/60HZ	450	3.5	5-15	19.00	19.00	27.00	22.00	22.00	30.00	68.00
Bulk with Nacho Sign	120V/60HZ	450	3.5	5-15	19.00	19.00	27.00	22.00	22.00	30.00	68.00
Más Grande Cabinet	120V/60HZ	1050	8.75	5-15	23.00	34.75	31.00	27.00	39.00	34.00	94.00
Nacho Display Case	120V/60HZ	80	0.6	5-15	14.25	14.25	24.00	19.00	19.00	30.00	31.00
Pretzel Display Case	120V/60HZ	130	1.1	5-15	14.25	14.25	24.00	19.00	19.00	30.00	30.00
Churro Display Case	120V/60HZ	130	1.1	5-15	14.25	14.25	24.00	19.00	19.00	30.00	30.00
Popcorn Display Case	120V/60HZ	80	0.6	5-15	14.25	14.25	24.00	19.00	19.00	30.00	31.00

Cornditioner & Display Cabinet Metric										
Machine	Electrical			Machine Dimensions Centimeters			Ship Dimensions Centimeters			Ship Weight kg
	Voltage	Watts	Amps	Depth	Width	Height	Depth	Width	Height	
Diplomat Showcase, Sliding Doors	230V/50HZ	2000	8.7	71.12	91.44	109.86	83.82	104.14	139.70	102.10
Self Serve Diplomat	230V/50HZ	1450	6.3	73.66	121.92	147.32	99.06	144.78	172.72	194.14
36" Modular Showcase, Sliding Doors	230V/50HZ	1490	6.5	62.23	91.44	129.54	83.82	104.14	139.70	89.36
36" Counter Showcase, Glass Front and Top	230V/50HZ	555	2.4	76.20	91.44	68.58	83.82	104.14	86.36	86.18
36" Counter Showcase, All Stainless Steel (No Glass)	230V/50HZ	555	2.4	76.20	91.44	68.58	83.82	104.14	86.36	80.74
36" Counter Showcase, with Interior Mirrors	230V/50HZ	555	2.4	76.20	91.44	68.58	83.82	104.14	86.36	86.18
48" Counter Showcase, Glass Front and Top	230V/50HZ	555	2.4	76.20	121.92	68.58	83.82	134.62	86.36	104.33
48" Counter Showcase, All Stainless Steel (No Glass)	230V/50HZ	555	2.4	76.20	121.92	68.58	83.82	134.62	86.36	97.52
48" Counter Showcase, with Interior Mirrors	230V/50HZ	555	2.4	76.20	121.92	68.58	83.82	134.62	86.36	104.33
48" Counter Showcase 3 Door	230V/50HZ	555	2.4	76.20	121.92	68.58	83.82	134.62	86.36	113.40
Mobile Rock 'N Roll, with sliding top, glass front, lights	230V/50HZ	1310	5.7	66.04	76.20	77.47	83.82	86.36	91.44	68.04
Portion Pakr with Nacho Sign	230V/50HZ	425	1.8	41.91	33.02	48.26	43.18	53.34	63.50	20.41
Tray with Nacho Sign	230V/50HZ	450	1.9	48.26	48.26	68.58	55.88	55.88	76.20	30.84
Bulk with Nacho Sign	230V/50HZ	450	1.9	48.26	48.26	68.58	55.88	55.88	76.20	30.84
Mas Grande Cabinet	230V/50HZ	1050	4.6	58.42	88.27	78.74	68.58	99.06	86.36	42.64
Nacho Display Case	230V/50HZ	80	.35	36.20	36.20	60.96	48.26	48.26	76.20	14.06
Pretzel Display Case	230V/50HZ	130	.57	36.20	36.20	60.96	48.26	48.26	76.20	13.60
Churro Display Case	230V/50HZ	130	.57	36.20	36.20	60.96	48.26	48.26	76.20	13.60
Popcorn Display Case	230V/50HZ	80	.35	36.20	36.20	60.96	48.26	48.26	76.20	14.06

Contact Cretors for machine agency approval listings

# Topping & Dispensing Systems



**A** lot of thinking went into the form and function of our topping and dispensing systems. The rugged stainless steel design is simple and easy to use by both concession operators and movie goers.

**Ideal for movie theaters, concession stands, self serve applications and restaurants.**



## Integrated Butter Topper

A combination of a Cretors Counter Showcase conditioner and butter topper, this exclusive Cretors design is the ultimate in making your concession space do double duty and open up counter space.

- Heat created by the conditioner cabinet helps to keep topping warm and ready for serving. A pullout drawer is built into the bottom of the cabinet for topping bag installation
- The oil line is heated from the bag connection to the output where the topping is dispensed
- Topping head is available with either push button, push bar or both and can be built for customer or operator use
- Available on 36in. and 48in. Counter Showcase cabinets
- Double head option available



Shown with stainless steel top



Shown with yellow top

## Countertop Butter Topper

- Holds one 2.5 gallon bag
- Operator or self-serve design available
- Optional two gallon liner
- Optional portion control switch
- Optional stainless steel top
- Optional high speed pump
- Optional timer



## Bag-In-Box (BIB) Topper Dispensing System

- Double headed topper option available
- Optional cabinet shown.
- Topper system can be installed into your existing stand!



## Buttery Wonder Manual Pump

Our manual direct from pouch dispenser is a clean, convenient solution for dispensing warmed buttery topping. A heat efficient and carefully calibrated heating element keeps butter topping at the correct temperature for serving.

- Holds 2 two-gallon bags of ready to serve topping
- Easy fingertip pump control assures effortless dispensing



### Bag-in-Box Oil Pump (BIB) with Cabinet Heater



### The Original Automatic Bag-In-Box Oil Pump

- Exclusive Cretors Patent #5,397,219 and Patent #5,301,601
- Heated shelf holds and warms two 35lb. boxes of popping oil
- Electronic timer provides accurate portion control when used in a popcorn machine
- 18in. or 36in. heated oil tubes available
- Optional front or rear oil line
- Optional remote control switch
- Optional cabinet heater




Front view

Back view

### Nacho Cheese Pump

- Holds two 6lb. bags of cheese
- Stainless steel construction is durable
- Aluminum tub with built in thermostat heats cheese within 30 minutes
- Adjustable portion control settings
- Non-drip Peristaltic Pump prevents drips and keeps your stand cleaner
- Optional One-portion control or Two-portion control
- Optional Manual continuous delivery button
- Optional Lighted sign



### Automatic Bucket Pump

- Cretors industry standard for over 40 years!
- Automatic portion control heats, measures and delivers oil to kettle
- Rugged cast aluminum heating element
- Electronic 30-minute heat timer
- Use with 50lb. oil pail



### Hot Rod

The fastest, most economical way to heat and melt solidified coconut oil in a pail



### BIB Backroom Warmer

- Holds and warms four 3.5lb. boxes of oil
- Heated shelf decks melts and maintains product for immediate use
- Completes the BIB system
- Two-shelf warmer also available
- Use this unit to heat other items such as Bag-In-Box Cheese or topping



# Topping & Dispensing Systems Specifications

Oil Dispensers North America											
Machine	Voltage	Electrical			Machine Dimensions Inches			Ship Dimensions Inches			Ship Weight lbs
		Watts	Amps	NEMA Plug	Depth	Width	Height	Depth	Width	Height	
Pail Pump, Remote Control	120V/60HZ	700	5.8	5-15	22.00	13.00	13.00	25.00	15.00	15.00	20.00
Pail Pump, Self-Contained (use with Profiteer)	120V/60HZ	700	5.8	5-15	22.00	13.00	13.00	25.00	15.00	15.00	20.00
Pail Pump, Salt/Sweet	120V/60HZ	700	5.8	5-15	22.00	13.00	13.00	25.00	15.00	15.00	20.00
Pail Pump, for Salt/Sweet Option	120V/60HZ	700	5.8	5-15	22.00	13.00	13.00	25.00	15.00	15.00	20.00
Bag-in-Box Pump with side oil line	120V/60HZ	250	2.1	5-15	18.00	13.75	16.50	22.00	17.25	19.00	35.00
Heated Bag-in-Box Pump with side oil line	120V/60HZ	250	2.1	5-15	18.00	13.75	16.50	22.00	17.25	19.00	35.00
Salt/Sugar Bag-in-Box Pump with side oil line	120V/60HZ	250	2.1	5-15	18.00	13.75	16.50	22.00	17.25	19.00	35.00
Heated Bag-in-Box Pump with Front/Rear discharge	120V/60HZ	250	2.1	5-15	18.00	13.75	16.50	22.00	17.25	19.00	35.00
Hot Rod	120V/60HZ	400	3.3	5-15	2.50	23.50	2.25	4.00	24.00	2.50	4.00

Oil Dispensers Metric											
Machine	Voltage	Electrical			Machine Dimensions Centimeters			Ship Dimensions Centimeters			Ship Weight kg
		Watts	Amps		Depth	Width	Height	Depth	Width	Height	
Pail Pump, Remote Control	230V/50HZ	700	3		55.88	33.02	33.02	63.50	38.10	38.10	9.00
Pail Pump, Self-contained (use with Profiteer)	230V/50HZ	700	3		55.88	33.02	33.02	63.50	38.10	38.10	9.00
Pail Pump, Salt/Sweet	230V/50HZ	700	3		55.88	33.02	33.02	63.50	38.10	38.10	9.00
Pail Pump, for Salt/Sweet Option	230V/50HZ	700	3		55.88	33.02	33.02	63.50	38.10	38.10	9.00
Bag-in-Box Pump with side oil line	230V/50HZ	250	1.1		45.72	34.93	41.91	55.88	43.82	48.26	15.88
Heated Bag-in-Box pump with side oil line	230V/50HZ	250	1.1		45.72	34.93	41.91	55.88	43.82	48.26	15.88
Salt/Sugar Bag-in-Box Pump with side oil line	230V/50HZ	250	1.1		45.72	34.93	41.91	55.88	43.82	48.26	15.88
Heated Bag-in-Box Pump with with Front/Rear discharge	230V/50HZ	250	1.1		45.72	34.93	41.91	55.88	43.82	48.26	15.88
Hot Rod	230/50HZ	400	1.7		6.35	59.69	5.71	10.16	60.96	6.35	1.81

Backroom Warmers North America											
Machine	Voltage	Electrical			Machine Dimensions Inches			Ship Dimensions Inches			Ship Weight lbs
		Watts	Amps	NEMA Plug	Depth	Width	Height	Depth	Width	Height	
Heated Bag-in-Box Backroom Warmer 4 Shelf Unit	120V/60HZ	180	1.5	5-15	17.00	16.00	49.50	20.00	20.00	51.00	68.00

Backroom Warmers Metric											
Machine	Voltage	Electrical			Machine Dimensions Centimeters			Ship Dimensions Centimeters			Ship Weight kg
		Watts	Amps		Depth	Width	Height	Depth	Width	Height	
Heated Bag-in-Box Backroom Warmer 4 Shelf Unit	230V/50HZ	180	0.8		43.18	40.64	125.73	50.80	50.80	129.54	30.84

Oil Topping Units North America											
Machine	Voltage	Electrical			Machine Dimensions Inches			Ship Dimensions Inches			Ship Weight lbs
		Watts	Amps	NEMA Plug	Depth	Width	Height	Depth	Width	Height	
Counter Top Dispenser (Auto) (accommodates one 2.5 gallon bag)	120V/60HZ	380	3.2	5-15	25.00	11.50	17.75	28.00	17.00	22.50	31.00
Buttery Wonder	120V/60Hz	510		-15	19.00	13.75	16.25	20.00	14.00	15.00	29.00
Bag-in-Box Topper (holds 2-35lb. Boxes of Oil)	120V/60HZ	500	4.2	5-15	18.00	14.00	16.50	21.00	17.00	25.00	45.00
36" Integrated Oil Topper	120V/60HZ	1050	8.75	5-15	30.00	36.00	45.00	33.00	41.00	34.00	214.00
48" Integrated Oil Topper	120V/60HZ	1050	8.75	5-15	30.00	48.00	45.00	33.00	53.00	34.00	225.00

Oil Topping Units Metric											
Machine	Voltage	Electrical			Machine Dimensions Centimeters			Ship Dimensions Centimeters			Ship Weight kg
		Watts	Amps		Depth	Width	Height	Depth	Width	Height	
Counter Top Dispenser (accommodates one 2.5 Gallon Bag)	230V/50HZ	380	1.7		63.50	29.21	45.09	71.12	43.18	57.15	14.06
Bag-in-Box Topper (holds 2-35lb. Boxes of Oil)	230V/50HZ	500	2.2		45.72	35.56	41.91	53.34	43.18	63.50	90.07
36" Integrated Oil Topper	230V/50HZ	1050	4.6		76.12	91.44	114.30	83.82	104.14	86.36	97.07
48" Integrated Oil Topper	230V/50HZ	1050	4.6		76.12	121.92	114.30	83.82	134.62	86.36	102.06

Cheese Dispensers North America											
Machine	Voltage	Electrical			Machine Dimensions Inches			Ship Dimensions Inches			Ship Weight lbs
		Watts	Amps	NEMA Plug	Depth	Width	Height	Depth	Width	Height	
Nacho Cheese Pump with sign	120V/60HZ	645	5.4	5-15	18.00	12.00	18.75	25.00	17.00	28.00	46.00

Cheese Dispensers Metric											
Machine	Voltage	Electrical			Machine Dimensions Centimeters			Ship Dimensions Centimeters			Ship Weight kg
		Watts	Amps		Depth	Width	Height	Depth	Width	Height	
Nacho Cheese Pump With Sign	230V/50HZ	645	2.7		45.72	32.53	47.63	63.50	43.18	71.12	20.87

Contact Cretors for machine agency approval listings



# Cotton Candy Equipment

**C**otton Candy is a tough treat to turn down, especially when it's made on a Cretors floss machine. Our revolutionary floss head design offered the industry a new and improved model that simplified cotton candy production, and reduced maintenance costs! Today, Cretors cotton candy equipment is versatile enough to meet all your cotton candy needs.

**Ideal for carnivals, amusement parks, rentals, schools, and fund raising events.**

## Ringmaster Key Features

- Stainless steel construction
- Cretors exclusive Incoloy heating element design
- Uses standard cotton candy mix or regular granulated sugar
- Compression spring motor supports that are stretch proof
- Plugs into standard 15 Amp outlet
- Aluminum bowl and stabilizer included

## Options

- Two-Wheel matching wagon available
- ½ Bubble and clips
- 5in. and 7in. floss head sizes available



Long lasting Cretors Heavy Duty Brushes are composed of 70% carbon, 30% copper for long life and excellent performance.



## Ringmaster

- 5in. and 7in. Floss Heads
- 7in. Ideal for high production output and holds 50% more sugar than 5in. floss head.
- Includes aluminum bowl and stabilizer (not shown)

Ask about our Industrial Ringmasters

## Floss Head

- Stainless steel spinner head
- Incoloy Heat Element fits into mesh screen



## Ringmaster Two-Wheel Knock Down Cart

5in. Lite Head.	8-10 lbs. per hour.
5in. Head	10-12 lbs. per hour.
7in. Head	15-18 lbs. per hour.

## Ringmaster Lite

- With light duty base
- Ideal for rentals and other light duty applications
- Available with 5in. floss head only
- Includes aluminum bowl and stabilizer (not shown)

# Cotton Candy Equipment Specifications

## Cotton Candy North America

Machine	Capacity	Electrical				Machine Dimensions Inches			Ship Dimensions Inches			Ship Weight lb	
		Voltage	Watts	Amps	NEMA Plug	Depth	Width	Height	Depth	Width	Height		
Ringmaster Lite 5" Floss Head Includes Bowl	8 - 10lbs./hr	120V/60HZ	1250	10.4	5-15	13.25	13.00	17.25	Shipped in two boxes				
									Box 1	16.00	16.00	21.00	30.00
									Box 2	30.00	31.00	12.00	13.00
Ringmaster 5" Floss Head Includes Bowl	10-12 lbs./hr	120V/60HZ	1700	14.2	5-15	20.50	13.50	17.25	Shipped in two boxes				
									Box 1	27.00	17.00	22.00	48.00
									Box 2	30.00	31.00	12.00	13.00
Ringmaster 7" Floss Head Includes Bowl	15 - 18lbs./hr	120V/60HZ	2350	19.6	U.S. 5-20 CSA-ULC L5-30	21.00	13.50	17.50	Shipped in two boxes				
									Box 1	27.00	17.00	22.00	48.00
									Box 2	30.00	31.00	12.00	13.00

## Bases North America

Machine	Voltage	Electrical			Machine Dimensions Inches			Ship Dimensions Inches			Ship Weight lbs
		Watts	Amps	NEMA Plug	Depth	Width	Height	Depth	Width	Height	
Cotton Candy Wagon 2-Wheel	N/A	N/A	N/A	N/A	28.00	40.00	30.00	30.00	46.00	33.00	115.00
Cotton Candy Knock-Down Wagon - Blue Vinyl UPS Packed	N/A	N/A	N/A	N/A	28.00	40.00	30.00	24.50	24.00	11.00	54.00

## Cotton Candy Metric

Electrical					Machine Dimensions Centimeters			Ship Dimensions Centimeters			Ship Weight kg	
Machine	Capacity	Voltage	Watts	Amps	Depth	Width	Height	Depth	Width	Height		
Ringmaster Lite 5" Floss Head Includes Bowl	3.63 - 4.5kg./hr	230V/50HZ	1250	5.4	33.66	33.02	43.82	Shipped in two boxes				
								Box 1	40.64	40.64	53.33	13.61
								Box 2	76.20	78.74	30.48	5.90
Ringmaster 5" Floss Head Includes Bowl	4.5 - 5.4kg./hr	230V/50HZ	1700	7.4	52.07	34.29	43.82	Shipped in two boxes				
								Box 1	68.58	43.18	55.88	21.77
								Box 2	76.20	78.74	30.48	5.90
Ringmaster 7" Floss Head Includes Bowl	6.8 - 8.2kg./hr	230V/50HZ	2350	9.8	53.34	34.29	44.45	Shipped in two boxes				
								Box 1	68.58	43.18	55.88	21.77
								Box 2	76.20	78.74	30.48	5.90

## Bases Metric

Machine	Voltage	Electrical			Machine Dimensions Centimeters			Ship Dimensions Centimeters			Ship Weight kg
		Watts	Amps		Depth	Width	Height	Depth	Width	Height	
Cotton Candy Wagon 2-Wheel	N/A	N/A	N/A		71.12	101.6	76.20	116.84	76.20	83.82	52.16
Cotton Candy Knock Down Wagon UPS Packed	N/A	N/A	N/A		71.12	101.6	76.20	60.96	60.96	27.94	24.50

Contact Cretors for machine agency approval listings



# Hot Dog Grill & Bun Warmers



**D**iscover how easy it can be to cook and serve hot dogs from our state-of-the-art grills and rotisserie style cookers. Features such as Heat N' Hold operation, a lift off grill rack and digital temperature controls simplify your cooking and serving experience!

**Ideal for concession stands, movie theaters, park districts, superstores, stadiums, arenas, universities and amusement parks.**

## Hot Dog Grill and Bun Warmers Key Features

- Stainless steel construction
- Aluminum heat surface system on grill
- Heat N' Hold button on grill
- Digital temperature controls and visual display
- Patented design



## Hot Dog Grill

- Holds 24 hot dogs or sausages, heats 144 per hour
- Moving grill provides complete product rotation on heat plate
- More reliable due to fewer parts needed for operation than other moving rack or roller style grills
- Superior heating eliminates cold spots in food product
- Easy to maintain and clean
- Stainless cooking surface
- Grease trap permits the cooking of sausages



## Stackable Hot Dog Grill Stand

- Stainless steel frame doubles your capacity without sacrificing valuable counter space



## Hot Dog Broiler & Bun Warmer

- Holds 36 hot dogs
- Warms 48 buns
- Heats frozen product in 20 minutes



**Front and rear access  
Sneeze Guard**



## Bun Warmer

- Holds 30 buns
- Provides either dry or humid heat
- Optional sneeze guard available

# Hot Dog Grill & Bun Warmers Specifications

Hot Dog Grills & Bun Warmers North America												
Electrical						Machine Dimensions Inches			Ship Dimensions Inches			Ship Weight lb
Machine	Capacity	Voltage	Watts	Amps	NEMA Plug	Depth	Width	Height	Depth	Width	Height	
Hot Dog Grill	Approx. 24, .6oz. hot dogs - 144 hot dogs per hour	120V/60HZ	1000	8.3	5-15	22.00	22.00	8.00	25.00	23.00	12.00	51
Bun Warmer	Approx. 30 hot dog buns	120V/60HZ	250	8.3	5-15	19.00	19.00	10.00	25.00	24.00	12.00	51
Hot Dog Broiler & Warmer	Approx. 36 Dogs 48 Buns	120V/60HZ	1200	10	5-15	22.00	20.00	26.00	29.00	21.00	20.00	70.00

Hot Dog Grills & Bun Warmers Metric												
Electrical						Machine Dimensions Centimeters			Ship Dimensions Centimeters			Ship Weight kg
Machine	Capacity	Voltage	Watts	Amps		Depth	Width	Height	Depth	Width	Height	
Hot Dog Grill	Approx. 24, 2.6oz. hot dogs - 144 hot dogs per hour	230V/50HZ	1000	4.3		55.88	55.88	20.32	63.5	58.42	30.48	23.13
Bun Warmer	Approx. 30 hot dog buns	230V/50HZ	250	4.3		50.16	49.53	25.40	55.25	54.61	28.58	23.13
Hot Dog Broiler and Bun Warmer		230V/50HZ	1200	5.21		55.88	50.80	66.04	73.66	53.34	50.80	31.75

Contact Cretors for machine agency approval listings

# Ice and Food Shavers



Invented over 75 years ago by S. T. Echols, the Echols Ice Shaver has been the favored design in the concession industry. Just like Cretors, Echols products combine innovative thinking and dependable designs that allow users to shave ice easily and consistently

**Ideal for equipment rentals, concession stands, park districts, stadiums, arenas, universities, carnivals, and amusement parks. Can also be used in salad bars, raw oyster bars and anywhere shaved or chipped ice is desired.**

## Echols Ice and Food Shaver Key Features

- Constructed of heavy duty cast aluminum ensuring years of service (excluding Microflake)
- Equipped with fine stainless steel blades
- Removable clean-out cap has safety interlock to prevent accidental starts during cleaning process
- Fits all stands
- Accepts ice from cubes to 4-1/2in. chunks
- Display case corners are sealed and practically leak-proof
- Display cases are available with or without fluorescent lighting



**Gas Ice Shaver**



**Battery Ice Shaver**



**Electric Ice Shaver**



**Food Shaver**

Echols' modified ice shaver is ideal to slice other foods including hard cheese, onions, cabbage, carrots, frozen candy or cookies

- Optional blades available for fine or course shavings



**Big Max**

- Shaves up to 1,500 lbs. ice per hour
- Fits any Echols snow cone case, stand, and counter stand



**Microflake**

Shaves ice as fine as snow!

- Durable cast aluminum body with an ABS plastic outer cover
- Hardened 440A stainless steel blade
- Electric foot control included
- Finely shaves commercial or home frozen ice cubes
- Powered by 1/4 hp motor

**Free! Serving tool kit with each ice machine (excluding Microflake)**

# Ice and Food Shavers Specifications

Ice Shavers North America												
Machine	Capacity	Electrical				Machine Dimensions Inches			Ship Dimensions Inches			Ship Weight lb
		Voltage	Watts	Amps	NEMA Plug	Depth	Width	Height	Depth	Width	Height	
Electric Shaver	Up to 500lbs./hr.	120V/60HZ	828	6.9	5-15	19.00	14.00	15.00	26.00	17.00	16.00	43.00
Gas Shaver	Up to 500lbs./hr.	N/A	N/A	N/A	N/A	28.00	21.00	20.50	28.00	23.00	22.00	70.00
Battery Shaver	Up to 500lbs./hr.	N/A	N/A	N/A	N/A	27.00	17.00	15.00	26.00	17.00	16.00	45.00
Big Max Shaver	Up to 1,500lbs./hr.	120V/60HZ	828	6.9	N/A	17.00	23.00	18.00	22.00	28.00	23.00	89.00
Microflake	N/A	120V/60HZ	351	2.93	5-15	14.00	19.00	20.00	20.00	23.00	29.00	70.00
Display Case	N/A	120V/60HZ	8	.07	5-15	14.00	19.00	19.00	16.00	21.00	22.00	19.00
Paneled Counter Stand	N/A	N/A	N/A	N/A	N/A	15.00	19.00	12.00	16.00	21.00	13.00	7.00
Open Counter Stand	N/A	N/A	N/A	N/A	N/A	15.00	19.00	12.00	16.00	21.00	13.00	7.00
Food Shaver	Up to 500lbs./hr	120V/260HZ	828	6.9	5-15	19.00	14.00	15.00	26.00	17.00	16.00	44.00

Ice Shavers Metric												
Machine	Capacity	Electrical				Machine Dimensions Centimeters			Ship Dimensions Centimeters			Ship Weight kg
		Voltage	Watts	Amps		Depth	Width	Height	Depth	Width	Height	
Electric Shaver	Up to 226.80kg./hr.	230V/60HZ	828	6.9		48.26	35.56	38.10	66.04	43.18	40.64	19.50
Gas Shaver	Up to 226.80kg./hr.	N/A	N/A	N/A		71.12	53.34	52.07	71.12	58.42	55.88	31.75
Battery Shaver	Up to 226.80kg./hr.	N/A	N/A	N/A		68.58	43.18	38.10	66.04	43.18	40.64	20.41
Big Max Shaver	Up to 680.39kg./hr.	230V/60HZ	6.9	N/A		43.18	58.42	45.72	55.88	71.12	58.42	40.35
Microflake	N/A	230V/60HZ	351	2.93		35.56	48.26	50.80	50.80	58.42	50.80	31.75
Display Case	N/A	230V/60HZ	8	.07		35.56	48.26	48.26	40.64	53.34	55.88	13.60
Paneled Counter Stand	N/A	N/A	N/A	N/A		38.10	48.26	30.48	40.64	53.34	55.88	3.17
Open Counter Stand	N/A	N/A	N/A	N/A		38.10	48.26	30.48	40.64	53.34	55.88	3.17
Food Shaver	Up to 226.80kg./hr.	230V/60HZ	828	3.6		48.26	35.56	38.10	66.04	43.18	40.64	19.96

Contact Cretors for machine agency approval listings





## Gourmet Cooking Equipment



**H**igh quality popcorn and nut snacks are more popular than ever. Create different production lines by using any combination of our gourmet cooking equipment components. Choose the machines that best fit your needs and application, and you are ready to create mouthwatering sweet or savory snacks.

**Ideal for retail shops or any concession area.**



**FT80 Popper**

### Model 80 Continuous Hot Air Popper

Originally designed for snack food plants, the Model 80 Continuous Hot Air Popper is gaining popularity among retail stores and large concession areas.

- Production capacity of 80lbs. of raw corn per hour
- Automatic continuous dry popper with Cretors patented hot air suspension system
- Popcorn kernels are popped in a steady current of hot air where they are uniformly heated to popping temperature
- Built-in sifter removes unpopped and undersized kernels
- Digital temperature control allows the operator user to set an exact temperature for the best popping efficiency depending on the grade and corn hybrid being used
- Combine the Model 80 Popper with Cretors 100lb. Caramelizer and/or FT80 Coater for a dependable popping plant to create a variety of popcorn batches using savory and caramel coatings.



**FT80 Coater**

- Industrial Grade coater evenly coats product using different savory flavors
- Stainless steel design
- Locking casters for easy mobility



**FT80 Coater with Foodgrade Drum**

- Industrial grade coater evenly coats product using different savory flavors
- Light weight
- Quick change between salt and flavor bins
- Bins are removable



### Hot Air Popper

- Pops 40-50lbs. of raw corn per hour
- Stainless Steel cabinet
- Built-in sifter basket
- Solenoid valve controls pilot flame
- Available in electric power, natural or propane gas



### Caramelizer (CMD25)

- Produces 25lbs. per hour



### Caramelizer (CMD50)

- Produces 50lbs. per hour



### Exclusive caramelizer mixing baffles

- Easy to clean
- Large mixing baffles ensure quick complete coating of popcorn with caramel product



### CMD25 on Table with Optional Blower

- Available on 3ft., 4ft., 5ft., and 6ft. tables
- Blower option available only on 5ft. tables
- Blower assisted cooling table cuts cooling time by 80%



### 25 lb. Cooker and Coater (CMD25) on 7ft. Twin Knock Down Table with 32 oz. Popper

### Cretors Caramelizer

#### Key Features

- Combination Cooker and mixer will cook and mix a variety of savory and caramel flavors.
- Stainless steel mixing bowl, agitator blade, and pedestal
- Two mixing baffles improve coating process and efficiency
- Adjustable temperature controller provides precise temperature settings and measures actual product temperature
- Audible alarm signals when temperature is reached
- Install on Knock Down table to create a popping plant

#### Options

- Add 2nd shelf for popper or another caramelizer

See pages 24 and 25 for more table options

## Gourmet Cooking Equipment



### **CMD 100**

- Produces 100lbs. per batch
- Mounts on custom built cooling bin

### **Coater Mixer Tumbler**

Release your inner chef with this machine. Create your own flavors quickly and easily. Every kernel is evenly coated with either sweet or savory coatings. Ideal for nuts or popcorn! When you are done, the bowl lifts off and can be washed in the sink for easy cleanup.

- Removable aluminum tumbler bowl
- One-switch operation
- Powder or liquid coating can be used
- Additional blades available for coarser mixtures



### **CMD100 with Cooling Bin**

- Caramelizer is mounted on a custom-built Cretors cooling bin that provides extra stability.
- Freshly coated product is dumped into receiving bin and quickly cooled
- Optional blower available



### **Cooling Cart with Removable Bin**

- Removable bin for easy transport





### Candy Cooker

The Candy Cooker is an integrated stove and kettle designed for production of candy coated product.

- Stainless steel cabinet
- All copper kettle
- Safety pilot shut-off valve
- 20in., 22in., and 24in. Diameter kettles available
- 36in. and 42in. mixing paddles available



### Brick Lined Candy Stove

Our Brick Lined Candy Stove is simple candy production at its best! The special cast iron stove and copper kettle design is reminiscent of an era gone by when all candy was hand made. It is ideal for making caramel corn, taffy apples, praline nuts, fudge and peanut brittle. The Brick Lined Candy Stove is perfect for creating a true Kettle Korn atmosphere!

- All copper kettle
- Cast iron brick lined stove with removable legs
- Safety Pilot shut-off valve
- Available in Natural or propane gas
- 20in. and 24in. Kettle Sizes available



### Tosty Roaster

- Stainless steel design
- Separate controls that control heat, cabinet lights and sign.
- Lighted Sign
- Heated Deck keeps peanuts warm
- Internal light illuminates product
- "Batch-roast" process
- Roasts 7 to 8 lbs. of raw peanuts in 45 minutes
- Warms pre-roasted peanuts in 10-15 minutes.
- Top load design
- When the roasting process is finished, product is dropped from roasting drum directly into the serving bin located below. Roasting action can be viewed through the front glass. Standard features include lighted sign and heated deck.



### 1938 Roaster

- Roasts 7 to 8lbs. of raw peanuts per hour
- Reheats preroasted peanuts in 10-15 minutes
- Adjustable temperature control
- Warmer base
- Cabinet divider
- Optional forced air blower



# Gourmet Cooking Equipment Specifications

## Model 80 Continuous Hot Air Popper Electrical

Machine	Capacity	Voltage	Watts	Amps	Machine Dimensions Inches			Ship Dimensions Inches			Ship Weight lb
					Depth	Width	Height	Depth	Width	Height	
Model 80 Continuous Hot Air Popper	80Lbs.	120/208 - 120/240V/60HZ	16,000	Contact Cretors	67.00	36.00	76.00	72.00	42.00	83.00	605.00

## Model 80 Continuous Hot Air Popper Metric Electrical

Machine	Capacity	Voltage	Watts	Amps	Machine Dimensions Centimeters			Ship Dimensions Centimeters			Ship Weight kg
					Depth	Width	Height	Depth	Width	Height	
Model 80 Continuous Hot Air Popper	80Lbs.	230/380V/50HZ	16,000	Contact Cretors	170.18	91.44	193.04	182.88	106.68	210.82	274.42

## 685 US Dry Air Poppers North America Electrical

Machine	Capacity	Voltage	Watts BTU	Amps	NEMA Plug	Machine Dimensions Inches			Ship Dimensions Inches			Ship Weight lb
						Depth	Width	Height	Depth	Width	Height	
685 US Gas Dry Popper with Sifter and Stand, Natural Gas	2 Lbs.	120V/60HZ	150 40,000	1.3	5-15	47.00	30.00	67.50	55.00	34.00	75.00	392.00
685 US Gas Dry Popper with Sifter and Stand, Propane Gas	2 Lbs.	120V/60HZ	150 40,000	1.3	5-15	47.00	30.00	67.50	55.00	34.00	75.00	392.00
685 US Electric Dry Popper with Sifter and Stand	2 Lbs.	120/208-120/240V/60HZ	12,000	58	Contact Cretors	49.25	29.00	67.75	55.00	34.00	75.00	392.00

## 685 US Dry Air Poppers Metric Electrical

Machine	Capacity	Voltage	Watts BTU	Machine Dimensions Centimeters			Ship Dimensions Centimeters			Weight kg
				Depth	Width	Height	Depth	Width	Height	
685 US Gas Dry Popper with Sifter and Stand, Natural Gas	2 Lbs.	230V/50HZ	150 40,000	119.38	76.20	171.45	139.70	86.36	190.50	177.80
685 US Gas Dry Popper with Sifter and Stand, Propane Gas	2 Lbs.	230V/50HZ	150 40,000	119.38	76.20	171.45	139.70	86.36	190.50	177.80
685 US Electric Dry Popper with Sifter and Stand	2 Lbs.	230V/50HZ	12,000	125.10	73.66	172.10	139.70	86.36	190.50	177.80

## Countertop Roasters North America Electrical

Machine	Capacity	Voltage	Watts	Amps	NEMA Plug	Machine Dimensions Inches			Ship Dimensions Inches			Ship Weight lb
						Depth	Width	Height	Depth	Width	Height	
1938 Roaster	6-8 lbs. In Shell	120V/60HZ	1650	13.8	5-15	23.50	23.50	40.00	28.00	33.00	45.00	132.00
1938 Roaster - Tall Warmer only	6-8 lbs. In Shell	120V/60HZ	550	4.58	5-15	23.50	23.50	19.50	27.00	25.00	22.00	42.00
Totsy Roaster	8-lbs. In Shell	120V/60HZ	1550	12.9	5-15	18.00	25.75	24.00	22.00	29.75	29.00	Contact Cretors

## Countertop Roasters Metric

Machine	Capacity	Voltage	Watts	Amps	Machine Dimensions Centimeters			Ship Dimensions Centimeters			Ship Weight kg
					Depth	Width	Height	Depth	Width	Height	
1938 Roaster	6-8 lbs. In Shell	230V/50HZ	1650	13.8	55.58	60.96	101.60	71.12	83.82	114.30	59.87
1938 Roaster - Tall Warmer only	6-8 lbs. In Shell	230V/50HZ	550	4.58	55.58	71.12	101.60	68.58	81.28	106.68	19.05
Totsy Roaster	8-lbs. In Shell	230V/50HZ	1550	12.9	45.72	65.41	60.96	55.88	75.57	73.66	Contact Cretors

Caramel Corn North America											
Machine	Kettle	Electrical			Machine Dimensions Inches			Ship Dimensions Inches			Ship Weight lb
		Voltage	Watts	NEMA Plug	Depth	Width	Height	Depth	Width	Height	
CMD 25 Cooker and Coater		120/208-120/240V/60HZ	2500		21.00	16.00	28.00	25.00	27.00	34.00	115.00
CMD 50 Cooker and Coater		120/208-120/240V/60HZ	3500		24.00	19.00	30.00	28.00	24.00	35.00	125.00
Caramelizer on 6' Table		120/208-120/240V/60HZ	3000	L14-30	33.50	71.50	60.00	37.00	87.00	66.00	385.00
Twin Caramelizers on 7' Knock Down Table		120/208-120/240V/60HZ	6000	2xL14-30	33.00	83.00	62.00	37.00	87.00	66.00	575.00
Caramelizer and Giant on 7' Knock Down Table	32 oz.	120/208-120/240V/60HZ	8200	L14-30&14-50	33.00	83.00	62.00	37.00	87.00	66.00	550.00
Caramelizer and Giant on 7' Knock Down Table	48 oz.	120/208-120/240V/60HZ	9800	L14-30&14-50	33.00	83.00	62.00	37.00	87.00	66.00	500.00
Caramelizer (5' tall frame), 20 lb. Per Batch		120/208-120/240V/60HZ	8460	14-50	33.00	40.00	65.00	37.00	44.00	69.00	375.00
20lb. Caramelizer on Cooling Table (6' table attaches to frame)		120/208-120/240V/60HZ	8700	14-50	35.00	97.00	65.00	39.00	60.00	70.00	575.00
20lb. Caramelizer on Cooling Table (6' table attaches to frame) with Fan		120/208-120/240V/60HZ	8700	14-50	35.00	97.00	65.00	39.00	60.00	70.00	578.00
Cooling Cart with removable bin		N/A	N/A	N/A	15.00	26.00	21.00	20.00	30.00	24.00	30.00
CMD25 on 6' Knock Down Cooling Bin with Blower		120/208-120/240V/60HZ	3250	L14-30	33.00	71.00	35.00	39.00	80.00	40.00	285.00
Twin CMD25 on 7' Knock Down Cooling Bin with Blower		120/208-120/240V/60HZ	6250	2xL14-30	33.00	83.00	62.00	37.00	87.00	66.00	575.00
CMD25 and 32oz On 7' Knock Down Cooling Bin with Blower	32 oz.	120/208-120/240V/60HZ	8450	L14-30&14-50	33.00	83.00	65.00	37.00	87.00	66.00	500.00
CMD25 and 48oz. On 7' Knock Down Cooling Bin with Blower	48 oz.	120/208-120/240V/60HZ	10050	L14-30&14-50	33.00	83.00	66.00	37.00	87.00	66.00	550.00
CMD25 and 60oz On 7' Knock Down Cooling Bin with Blower	60 oz.	120/208-120/240V/60HZ	10050	L14-30&14-50	33.00	83.00	66.00	37.00	87.00	66.00	550.00
Coater Mixer Tumbler		120/208-120/240V/60HZ	200	5-15	25.00	26.00	30.00	Shipped in two boxes			
								Box 1		Box 1	
								19.00	24.00	32.00	33.00
								Box 2		Box 2	
								22.00	22.00	20.00	24.00

Contact Cretors for machine agency approval listings

# Gourmet Cooking Equipment Specifications

Caramel Corn Metric										
Machine	Kettle	Electrical		Machine Dimensions Centimeters			Ship Dimensions Centimeters			Ship Weight kg
		Voltage	Watts	Depth	Width	Height	Depth	Width	Height	
CMD 25 Cooker and Coater		230V/50HZ	2500	53.34	40.64	71.12	63.50	68.58	86.36	52.16
CMD 50 Cooker and Coater		230V/50HZ	3500	60.96	28.26	76.20	71.12	48.26	88.90	56.70
Caramelizer on 6' Table		230V/50HZ	3000	85.09	181.61	152.40	93.98	220.98	167.64	174.63
Twin Caramelizers on 7' Table		230V/50HZ	6000	83.82	210.82	157.48	93.98	220.98	167.64	260.82
Caramelizer and Giant on 7' Table	907g	230V/50HZ	7600	83.82	210.82	157.48	93.98	220.98	167.64	249.48
Caramelizer and Giant on 7' Table	1.36kg	230V/50HZ	9150	83.82	210.82	157.48	93.98	220.98	167.64	226.80
Caramelizer (5' tall frame) 9.1kg. Per Batch		230V/50HZ	8460	83.82	101.60	165.10	93.98	111.76	175.26	170.10
20lb. Caramelizer on Cooling Table (6' table attaches to frame)		230V/50HZ	8700	88.90	246.38	165.00	99.06	252.40	177.80	260.81
20lb. Caramelizer on Cooling Table (6' table attaches to frame) with Fan		230V/50HZ	8700	88.90	246.30	165.10	99.06	274.32	177.80	260.81
Cooling Cart with removable bin				38.10	66.04	53.34	50.80	76.20	60.96	13.60
CMD25 on 6' Knock Down Cooling Bin with Blower		230V/50HZ	3250	83.82	180.34	157.48	99.06	203.20	167.64	129.27
Twin CMD25 on 7' Knock Down Cooling Bin with Blower		230V/50HZ	6250	83.82	210.82	165.10	93.98	220.98	167.64	260.82
CMD25 and 32oz On 7' Knock Down Cooling Bin With Blower	907g	230/50HZ	8450	83.82	210.82	167.64	93.98	220.98	167.64	226.80
CMD25 and 48oz. On 7' Knock Down Cooling Bin With Blower	1.36kg	230/50HZ	10050	83.82	210.82	167.64	93.98	220.98	167.64	249.48
TCMD25 and 60oz On 7' Knock Down Cooling Bin With Blower	1.70kg	230/50HZ	10050	83.82	210.82	167.64	93.98	220.98	167.64	249.48
Coater Mixer Tumbler		230V/50HZ	200	63.50	66.04	76.20	Shipped in two boxes			
							Box 1		Box 1	
							48.26	60.96	81.28	14.97
							Box 2		Box 2	
							55.88	55.88	50.80	10.89

Machines also available as 230/380V/50HZ

<b>Brick Lined Candy Stove North America 220 Candy Stove</b> (Stove, Kettle and Paddle sold separately)								
Model Description	Capacity	Machine Dimensions Inches			Ship Dimensions Inches			Ship Weight lb
		Depth	Width	Height	Depth	Width	Height	
220 Brick Lined Candy Cooker, Natural Gas	–	32.00	27.00	37.00	33.00	41.00	45.00	213.00
220 Brick Lined Candy Cooker, Propane Gas	–	32.00	27.00	37.00	33.00	41.00	45.00	213.00
<b>KETTLES</b>								
20" Diameter Kettle 12" Deep	30-35lbs.	27.50	21.50	10.00	23.50	18.50	31.00	28.00
22" Diameter Kettle 12" Deep	33-39lbs.	29.50	23.50	12.00	23.50	18.50	31.00	31.00
24" Diameter Kettle 12" Deep	36-42lbs.	31.50	25.00	12.50	27.00	25.00	34.00	42.00

<b>Brick Lined Candy Stove Metric 220 Candy Stove</b> (Stove, Kettle and Paddle sold separately)								
Model Description	Capacity	Machine Dimensions Centimeters			Ship Dimensions Centimeters			Ship Weight kg
		Depth	Width	Height	Depth	Width	Height	
220 Brick Lined Candy Cooker, Natural Gas	–	81.28	68.58	93.98	83.82	104.14	114.30	96.62
220 Brick Lined Candy Cooker, Propane Gas	–	81.28	68.58	93.98	83.82	104.14	114.30	96.62
<b>KETTLES</b>								
20" Diameter Kettle 12" Deep	30-35lbs.	69.85	54.61	25.40	59.69	46.99	78.74	12.60
22" Diameter Kettle 12" Deep	33-39lbs.	74.93	59.69	30.48	59.69	46.99	78.74	14.06
24" Diameter Kettle 12" Deep	36-42lbs.	80.01	63.50	31.75	68.58	63.50	86.36	19.05





## Specialty Products

### Metric Weight Volume Tester (MWVT)

C. Cretors & Company offers the ONLY volume tester approved by the Popcorn Institute to measure popcorn expansion. The Cretors' Metric Weight Volume Tester duplicates normal popping conditions with all the variables tightly controlled. Popcorn processors and retailers are able to compare the expansion of various samples of popcorn to ensure corn quality, determine corn expansion, and performance. Detailed instructions are developed by the Popcorn Institute and must be followed for results to be considered valid.

**Ideal for situations where corn expansion needs to be tested.**

#### How it Works

- Digital watt meter allows the user to accurately control the power supplied to the popping kettle regardless of voltage supplied to the machine. Also lets the user adjust for variable voltage supplies.
- Digital temperature control permits accurate temperature to exactly duplicate the test conditions specified by the Popcorn Institute.
- The popping pan is manually charged with specified amounts of corn and coconut oil.
- The popped corn drops through the funnel shaped hopper into the measuring tube; minimizing corn breakage and providing the most accurate reading of corn expansion.
- Each measuring tube is individually calibrated using a single reference source to ensure accuracy and consistency.
- Before shipment, each MWVT is test popped and compared to a standard unit for reference to assure consistency and accuracy of operation.



The volume tester was originally developed in 1952 by Cretors to test the quality of popcorn that was being provided by corn processors. In 1972, Cretors worked closely with the Popcorn Institute Grades and Standards Committee to develop what is now known as the Metric Weight Volume Tester. The MWVT gave the industry an objective standard against which corn processors could compare their product.

## Specialty Products Specifications

### Metric Weight Volume Tester North America

Machine	Electrical				Machine Dimensions Inches			Ship Dimensions Inches			Ship Weight lbs
	Voltage	Watts	Amps	NEMA Plug	Depth	Width	Height	Depth	Width	Height	
Metric Weight Volume Tester	120V/60HZ	2300	19.17	L15-30	23.00	29.00	76.50	30.00	37.00	76.00	294.00

### Metric Weight Volume Tester Metric

Machine	Electrical				Machine Dimensions Centimeters			Ship Dimensions Centimeters			Ship Weight kg
	Voltage	Watts	Amps		Depth	Width	Height	Depth	Width	Height	
Metric Weight Volume Tester	230V/50HZ	2300	10.00		58.42	73.66	194.31	76.20	93.98	193.04	133.35

## Cretors Supplies



### Outside Kettle Cleaner

16oz. 12 per case  
Part# 2156

### Inside Kettle Cleaner

Part# 2157



Part# 12732



Part# 12731

### Heat N' Spray (red can) Carbon Cleaner (blue can)

19oz. can 6 per case

included in Popper Kit



Part# 10501-1



Part# 10502



Part# 1141

### Plastic Polish 8oz Plastic Polish 64oz. Refill Plastic Spray Bottle

18oz. 24 per case 64oz. refill

- Cleaners with ammonia or bleach will cause plastic doors to crack. This polish is formulated specifically for the Vivak and acrylic doors used on Cretors machines

**NEW**

### Cotton Candy Floss



Blue Raspberry



Pink Vanilla



### Popper Cleaning Kit

12in. Pan Cleaning Kit Part #10831

16in. Pan Cleaning Kit Part #10837



### Caramel Mix

28oz Bags 10 per case  
Part# 9800



### Neutral Glaze Mix

28oz Bags 10 per case  
Part# 9801




### Non-Stick

4 jugs in a case  
Part# 9803



### Disposable Filters

Fits 20oz. & 32oz.  
Housing Part# 14183  
Filters Part# 14186-5



Fits 48oz. & 60oz.  
Filters Part# 14366-5

## Cretors Supplies



### Butterfly Corn

50lb. bag Part# 14228



### Mushroom Corn

50lb. bag Part# 14227



### Antique Popcorn Boxes

500 per case Part# 9800-44E-CRE



### Eco Bags - Environmentally friendly, 100% Biodegradable, Leak Proof Popcorn Bags

Contact Cretors for case quantity.



### Cretors Butter Flavored Salt

3.5lb box 10 per case  
Part# 97940



### Cretors Butter Flavored Salt

50lb box  
Part# 9795



### 6oz Portion Packs

36 per case Part# 9820



**Salted Corn Kit. Accessory kits supplied with every popcorn machine. Individual items available.**



**Sugar Corn Kit. Accessory kits supplied with every popcorn machine. Individual items available.**



**C. Cretors & Company** manufactures and provides high quality equipment. We are aggressive in researching, developing and improving equipment design while striving for product excellence. Long considered the cornerstone in the industry, we ensure every Cretors product is tested in-house before shipment; allowing us to maintain our leading edge in the business. With worldwide distribution, Cretors' products are designed and constructed to meet various agency approvals. We welcome the opportunity to design a custom machine for you.



#### **UL Listed and Recognized**

- UL approved equipment is tested by Underwriters Laboratories for compliance with the appropriate safety standards for risk of fire, electric shock and related hazards.



#### **ULS Sanitation**

- This classification marking is used for products intended for the food service equipment marketplace.
- It indicates that UL has used ANSI/NSF 4 or 8 standards to evaluate the product for compliance with the appropriate food safety standards.



#### **C-UL Canada**

- This Classification marking is used for products intended for the Canadian marketplace.
- It indicates that UL has used Canadian standards to evaluate the product for specific hazards or properties.



#### **CE Mark**

- This official marking is required by the European Community for all electric and electronic equipment that will be sold or put into service anywhere in the European community.
- The mark states that a particular product fulfills and complies with all essential safety and environmental requirements.

Contact your Cretors representative for a complete list of agency approvals for each machine.

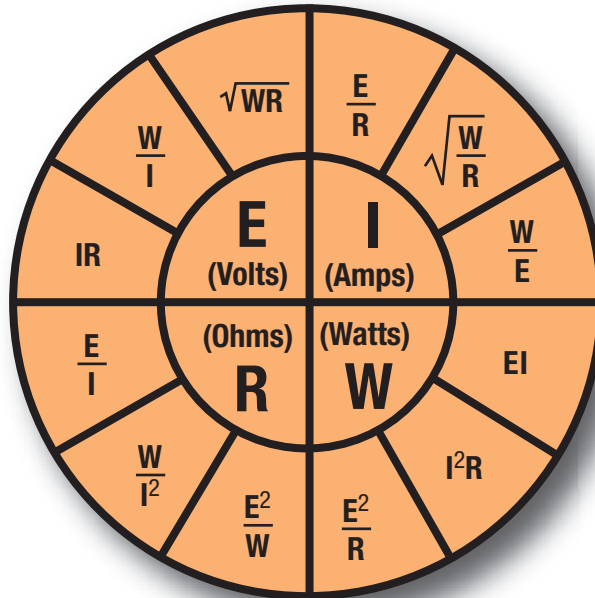


## Formulas, Conversions and Engineering Constants

Ohm's Law Ref.108

$$\begin{aligned} \text{Volts} &= \sqrt{\text{Watts} \times \text{Ohms}} \\ \text{Volts} &= \frac{\text{Watts}}{\text{Amperes}} \\ \text{Volts} &= \text{Amperes} \times \text{Ohms} \end{aligned}$$

$$\begin{aligned} \text{Ohms} &= \frac{\text{Volts}}{\text{Amperes}} \\ \text{Ohms} &= \frac{\text{Volts}^2}{\text{Watts}} \\ \text{Ohms} &= \frac{\text{Watts}}{\text{Amperes}^2} \end{aligned}$$



$$\begin{aligned} \text{Amperes} &= \frac{\text{Volts}}{\text{Ohms}} \\ \text{Amperes} &= \frac{\text{Watts}}{\text{Volts}} \\ \text{Amperes} &= \sqrt{\frac{\text{Watts}}{\text{Ohms}}} \end{aligned}$$

$$\begin{aligned} \text{Watts} &= \frac{\text{Volts}^2}{\text{Ohms}} \\ \text{Watts} &= \text{Amperes}^2 \times \text{Ohms} \\ \text{Watts} &= \text{Volts} \times \text{Amperes} \end{aligned}$$

Wattage varies directly as a ratio of voltages squared

$$W_2 = W_1 \times \left( \frac{E_2}{E_1} \right)^2$$

$$3 \text{ Phases Amperes} = \frac{\text{Total Watts}}{\text{Volts} \times 1.732}$$



**Designers and Manufacturers of Quality Foodservice Equipment**

***Established 1885***

***Family Owned and Operated***

***Made in the USA***





**C. Cretors & Company**  
**3243 N. California Ave., Chicago, IL 60618**  
**(773) 588-1690 (800) 228-1885 Fax: (773) 588-7141**  
**Web Site: [www.Cretors.com](http://www.Cretors.com)**